

# English

Hasmik Nersesyan  
Kristine Tonoyan  
Anna Arakelyan

Part 1



# 3

Hasmik Nersesyan, Kristine Tonoyan, Anna Arakelyan

**ENGLISH**

3

---

Part 1

Երևան, 2024

«Հայաստանի մանուկներ» բարեգործական հիմնադրամ



Հեղինակներ՝


Հասմիկ Ներսեսյան  
Քրիստինե Տոնոյան  
Աննա Առաքելյան

Ձևավորում՝

Սեդրակ Մկրտչյան  
Կարեն Պետրոսյան

Չայնագրությունների  
պատասխանատու՝

Էվելին Բըրդ



ՀԱՅԱՍՏԱՆԻ  
ՍԱՆՈՒԿՆԵՐ  
ՀԻՄՆԱԴՐԱՍ

Անգլերեն: Դասագիրք հանրակրթական ուսումնական  
հաստատությունների 3-րդ դասարանի համար:  
Դասագիրքը ստեղծվել է «Հայաստանի մանուկներ»  
բարեգործական հիմնադրամի (ՔՈԱՖ/COAF) կողմից:

© Հ. Ներսեսյան, 2024

© Ք. Տոնոյան, 2024

© Ա. Առաքելյան, 2024

© «Հայաստանի մանուկներ» բարեգործական հիմնադրամ, 2024




Տպագրությունը՝ օֆսեթ  
Թուղթը՝ օֆսեթ  
Չափսը՝ 205մմ x 260մմ  
Էջերի քանակը՝ 104 էջ  
Ծավալը՝ 6.5 տպագրական մամուլ  
Տպագրական գույները՝ 4x4  
Տպաքանակը՝ 200

Այս հղումով հասանելի են  
ձայնային բոլոր նյութերը:

# STARTER UNIT

I can say hello and introduce myself.




## Lesson 1 Let's meet Nare!



Ms. White

Jack



### Activity 1

#### 1.1 Listen and repeat.

**Ms White:** Hello.

**Nare:** Hello.

**Ms White:** What's your name?

**Nare:** My name is Nare.

**Ms White:** Nice to meet you, Nare.  
My name is Ms. White.

**Nare:** Nice to meet you, Ms. White.



### Activity 2

#### 1.2 Listen and repeat.

**Nare:** Hello!

**Jack:** Hi!

**Nare:** What's your name?

**Jack:** My name is Jack.  
What's your name?

**Nare:** My name is Nare.

**Jack:** Nice to meet you.

**Nare:** Nice to meet you, too.



### Activity 3

Find a partner and act out a similar conversation.

## Lesson 2

### How are you?

I can ask and answer simple questions.

#### Activity 1

 1.3 Listen and repeat.

**Nare:** Hello!

**Jack:** Hi!


**Nare:** How are you?

**Jack:** I am fine. And how are you?

**Nare:** I am fine too, thank you.

**Jack:** Goodbye.

**Nare:** Bye.



#### Activity 2

 1.4 Listen and repeat.

**Nare:** Hi!

**Jack:** Hi!

**Nare:** How are you?

**Jack:** I am fine, and you?

**Nare:** I am fine, thanks.

**Jack:** See you soon.

**Nare:** See you soon.

#### Activity 3

 1.5 Listen and respond.

- Hello.
- What's your name?
- How are you?
- My name is Rose.
- Nice to meet you.
- See you soon.
- Goodbye.



# Lesson 3

## How old are you?



I can use numbers to talk about my age.

### Activity 1

 1.6 Listen and repeat.




### Activity 2

 1.7 Listen and point to the number.



### Activity 3

Say the number of bees.



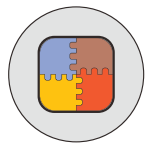
## Activity 4

 1.8 Listen and repeat.




## Activity 5

Find a partner and act out a similar conversation.



## Activity 6

Play the board game and write the answers in your copybook.



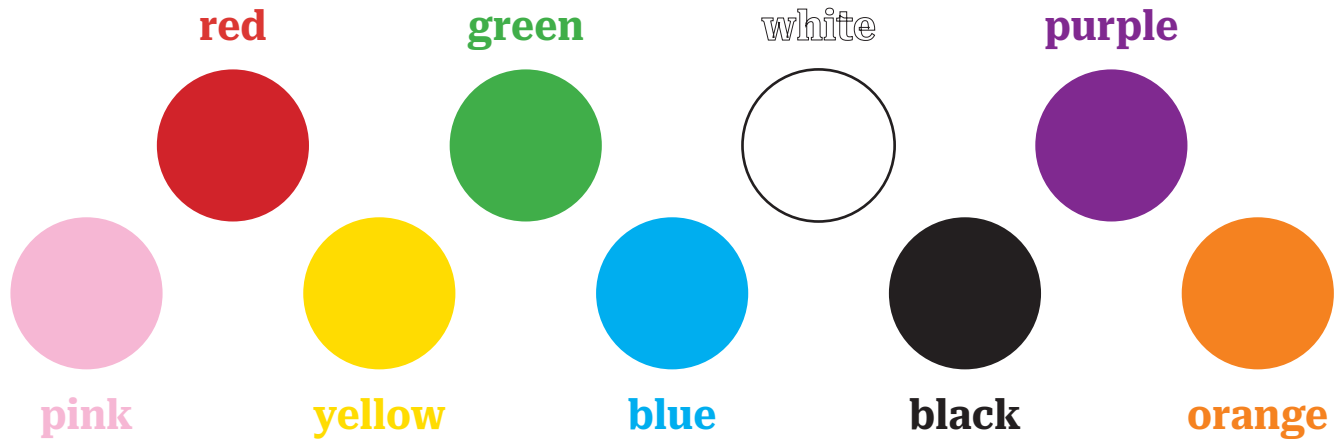
# Lesson 4

## Colors

### Activity 1

1.9 Listen and repeat.

I can name colors.



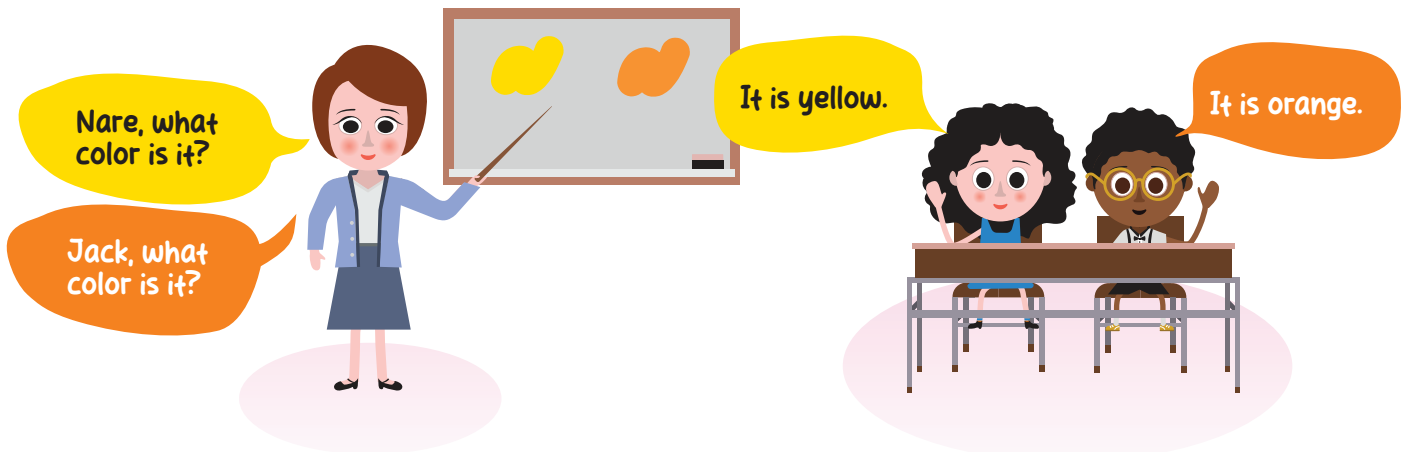
### Activity 2

1.10 Listen and point.



### Activity 3

1.11 Listen and repeat.





### Activity 4

Find a partner and act out your own conversation.

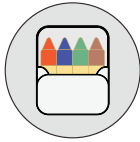
### Activity 5

What color can you get if you mix the two colors?



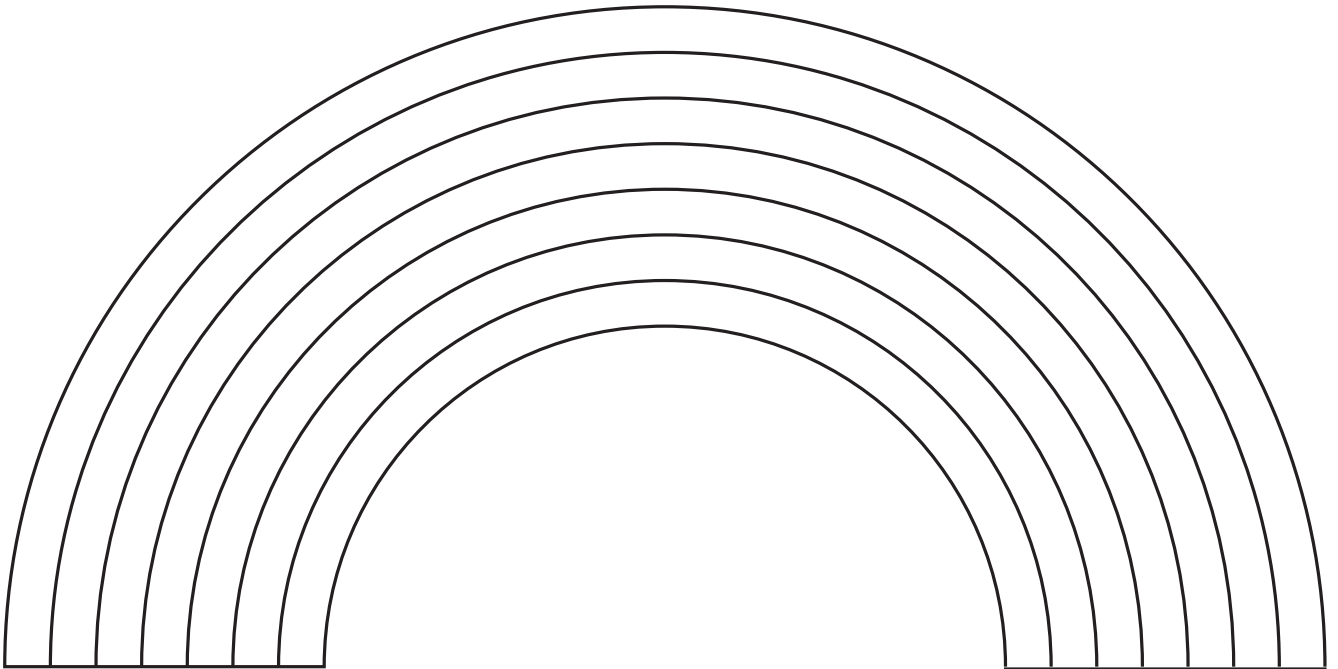
### Activity 6

Listen and sing along.



### Activity 7

Listen to the song again and draw a rainbow in your copybook.





## UNIT 1


# MY FRIENDS AND I

### UNIT 1.1

## MY CLASSMATES

### Activity 1

1.12 Listen and point.



I am Nare.

You are Jack.

He is Teo.

She is Rosie.

It is a dog.

We are friends.

You are friends.

They are all friends.

I can talk more about my classmates and myself.



### Activity 2


1.13 Listen and point.





### Activity 3

 **1.14** Let's meet Nare's classmates. Listen and repeat.




### Activity 4

Find a partner and talk about your classmates. Use an example from Activity 3.

Use "He is \_\_\_\_" and "She is \_\_\_\_"

### Activity 5

Ask and answer.



## UNIT 1.2


# HE IS HAPPY.

I can talk about my emotions and feelings.



### Activity 1

1.15 Listen and repeat.



happy

sad

sleepy

angry

shocked

sick

### Activity 2

1.16 Listen and draw the emotion/feeling in your copybook.

a

He is happy.



b

She is angry.



c

He is sleepy.



d

She is sad.



e

He is sick.



f

She is shocked.



### Activity 3

Listen to the song and sing along.

### Activity 4

1.17 Listen and repeat.

**REMEMBER!**



He



She

Is he sad?  
No, he isn't sad.  
He is happy.












Is she happy?  
Yes, she is.

Is she angry?  
No, she isn't angry.  
She is happy.



## Activity 5

🔊 1.18 Listen and write the letter of the correct emotion/feeling in your copybook.

1 He is sad.	a 	b 	c 
2 She is shocked.	a 	b 	c 
3 She is sick.	a 	b 	c 
4 He is angry.	a 	b 	c 
5 She is sleepy.	a 	b 	c 





## Activity 6

















🔊 1.19 Listen, point, and repeat.

hungry 	thirsty 
hot 	cold 

## Activity 7

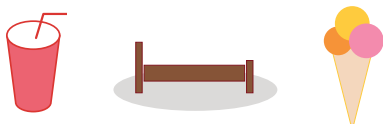
Find and name the emotion/feeling that doesn't belong and write it in your copybook.

Example:     happy \_\_\_\_\_

a     _____	c     _____
b     _____	d     _____

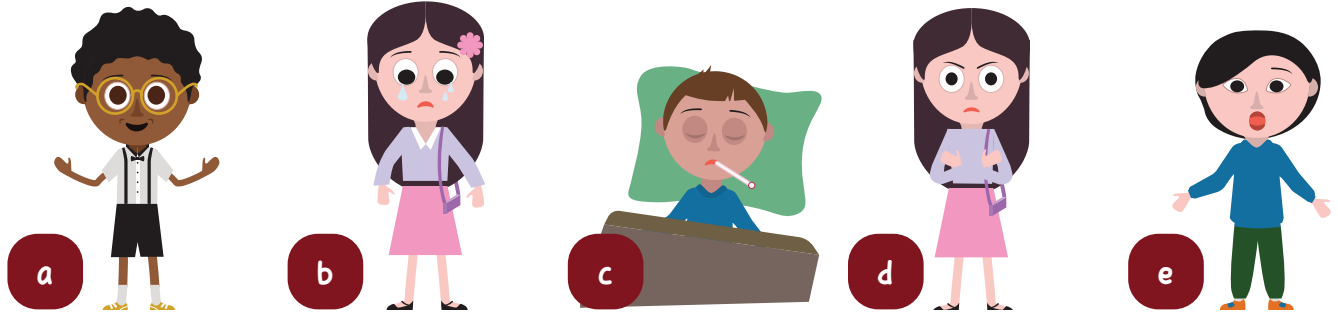
## Activity 8

🔊 1.20 Listen and match each person to the correct emotion/feeling.




## Activity 9

Point to the picture and say the emotion/feeling using **He is.../She is...**



## Activity 10

1.21 Listen and repeat.



## Activity 11

Find a partner and act out a similar conversation.

## UNIT 1.3

# MY FRIEND IS SMART.



I can describe my friend.

### Activity 1

🔊 1.22 Listen, point, and repeat.



old

young

tall


short

strong

weak

### Activity 2

🔊 1.23 Listen, point, and repeat.



She is short.

She is tall.

He is old.

He is young.

He is strong.

He is weak.

### Activity 3

🔊 1.24 Listen and repeat.



- Is she short?
- No, she isn't.
- She is tall.
- Is he old?
- Yes, he is.
- Is he old?
- No, he isn't.
- He is young.
- Is she tall?
- Yes, she is.




### Activity 4

Find a partner and act out your own conversation using the example in Activity 3.


### Activity 5

 1.25 Listen and write the numbers in the correct order in your copybook.



### Activity 6

 1.26 Listen and repeat.



- This is my friend Rosie.
- She is kind.
- She is smart.
- She is friendly.
- She is tall.

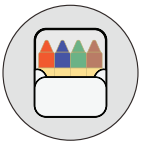


- This is my friend Teo.
- He is kind too.
- He is smart too.
- He is friendly too.
- He is tall too.



### Activity 7

Find a partner and talk about your friend using the example in Activity 6.




### Activity 8

Draw a picture of your friend in your copybook and talk about him or her.

## UNIT 1.4

# THE LETTERS S AND A



### Activity 1

🔊 1.27 Listen, point, and repeat.

S s

I can name, read, and write the letters S and A.



sun

a snake

a star

sand

six

seven



### Activity 2


Listen and sing along.

### Activity 3

🔊 1.28 Listen and repeat.

This is the sun.  
It is yellow!


This is a snake.  
It is green!



### Activity 4

🔊 1.29 Listen, point, and repeat.

A a



an axe

an arrow

an ant

an apple

angry

an airplane

## Activity 5


 1.30 Listen and repeat.

## Activity 6

Practice writing  
in your copybook.







S s \_\_\_\_\_

A a \_\_\_\_\_



## Activity 7

Match the pictures with the correct box.

1 	2 	3 	4 	5 	6 
S			A		

## Activity 8

 1.31 Let's learn more numbers. Listen and repeat.

11 12 13 14 15 16 17 18 19 20

## Activity 9

Count out loud from 1 to 20 and say the missing numbers as you go.























1 2  4 5 6  8 9 10  
11  13 14 15  17 18  20



## Activity 10





















🔊 1.32 Listen and repeat.

apples  
axes

a star	 = 1 star	two stars	 
a snake	 = 1 snake	ten snakes	        
an apple	 = 1 apple	five apples	    
an ant	 = 1 ant	three ants	  

## Activity 11

Look at the pictures, count the items and write the number in the copybook.

1	    	10	3	   	<input type="text"/>
2	     	<input type="text"/>	4	    	<input type="text"/>

## Activity 12






🔊 1.33 Listen and write a checkmark ✓ or a cross ✗.

1	    	<input type="text"/>	3	   	<input type="text"/>
2	     	<input type="text"/>	4	    	<input type="text"/>

## Activity 13

Look at the pictures, add **a** or **an** to write the complete word in your copybook.

Example: a snake

1	 _____ ax	3	 _____ apple	5	 _____ ant
2	 _____ star	4	 _____ snake		

## Activity 14

Look at the pictures. In your copybook, match the letter to the correct number and name them.

Example:



an ant



.....> two ants

1



2



3



4



5



## Activity 15

Look at the pictures and practice saying: *It is.../They are...*

Example:



It is an ant.



They are ants.

1



2



3



4



5



## Activity 16

Look at the pictures, ask and answer the following questions.

Example:

What is it?



It is an arrow.

What are they?



They are arrows.

1



2



3



4



5



## UNIT 1.5

# MEETING NEW FRIENDS



I can meet new friends and introduce myself.

### Activity 1

 1.34 Listen, point, and repeat.



### Activity 2

 1.35 Listen, point to the picture and repeat.

#### Dialogue A

- Hello, what's your name?
- Hi! My name is Nare and what is your name?
- My name is Ming. Do you want to play?
- Yes, I like the slide. Let's play there!

#### Dialogue B

- Hello, Rosie. This is Sun Ming.
- Hello Sun. Nice to meet you.
- No! My name is Ming. My last name is Sun.
- Nice to meet you, too.
- Do you want to play?
- Yes, let's play in the sandbox.
- Good idea! Let's go!

#### Dialogue C

- Hi Teo!
- Hi Rosie!
- This is Sun Ming.
- Nice to meet you.
- You too. Let's play on the seesaw.
- Great! Let's go!
- Great! Let's go!



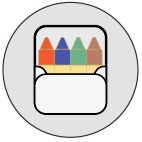
### Activity 3

Find a partner and act out a similar conversation using the example above.



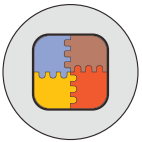
### Activity 4

Listen and sing along.



### Activity 5

Draw a picture of yourself with your friends at the park in your copybook.



### Activity 6

Play the board game.



## UNIT 1.6

# THE LETTERS T AND P



### Activity 1


🔊 1.36 Listen, point, and repeat.

T t

I can name, read,  
and write the  
letters T and P.



a tiger



a turtle




toys



a train



a table



tired



### Activity 2

Listen and sing along.

### Activity 3

🔊 1.37 Listen, point, and repeat.

P p



a panda



a pizza



a pen



a pencil



a penguin



a pig



### Activity 4


Listen and sing along.

### Activity 5

🔊 1.38 Listen and repeat.

This is a turtle.  
The turtle is green!

This is a panda.  
The panda is black  
and white!



## Activity 6

Practice writing in your copybook.

T t \_\_\_\_\_

P p \_\_\_\_\_

## Activity 8

Practice reading.

at

sat

pat


tap

*Nare sat at a brown table.*

## Activity 7

Practice the tongue twister.

Two totally tired tigers.



*A cat sat. Matt sat.*

*A cat sat on Matt. Matt is happy.*



## UNIT 1.7

# THE LETTER I




I can name,  
read, and write  
the letter I.

### Activity 1

1.39 Listen, point, and repeat.

I i



in

ill

ink

an insect



### Activity 2

Listen and sing along.

### Activity 3

1.40 Listen, point, and repeat.

I i



ice

an ice cream

an island

an iron

### Activity 4

1.41 Listen and point to the pictures. Draw the chart in your copybook and write the words in the correct box.

1



2



3



4



5



I



I



## Activity 5

 1.42 Listen and repeat.

## Activity 6

Practice writing in your copybook.

**I i** \_\_\_\_\_  
\_\_\_\_\_

## Activity 7

Try the tongue twister.

Ice cream is ideal on a hot summer day.  
Ice cream on a slice of pie is nice.



## Activity 8

Read the following words.

it

sit

pit

sip

tip

## Activity 9

Write the words from Activity 8 in your copybook and practice reading them.



## UNIT 1.8

# THE LETTERS N AND M




I can name, read,  
and write the  
letter N and M.

### Activity 1

🔊 1.43 Listen, point, and repeat.

N n

01234  
56789



9

numbers

a net

nuts

noodles

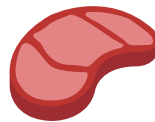
a nest

nine

### Activity 2

🔊 1.44 Listen, point, and repeat.

M m



milk

a mouse

mom

meat

a monkey

a man



### Activity 3

Listen and sing along.

### Activity 4

Look and say the number.



a



b



c

## Activity 5


 1.45 Listen and repeat.

## Activity 6

Practice writing in your copybook.













M m \_\_\_\_\_

N n \_\_\_\_\_



## Activity 7




Draw the N and M chart in your copybook. Then look at the words and write them in the correct boxes in your copybook.

								01234 56789
								

## Activity 8

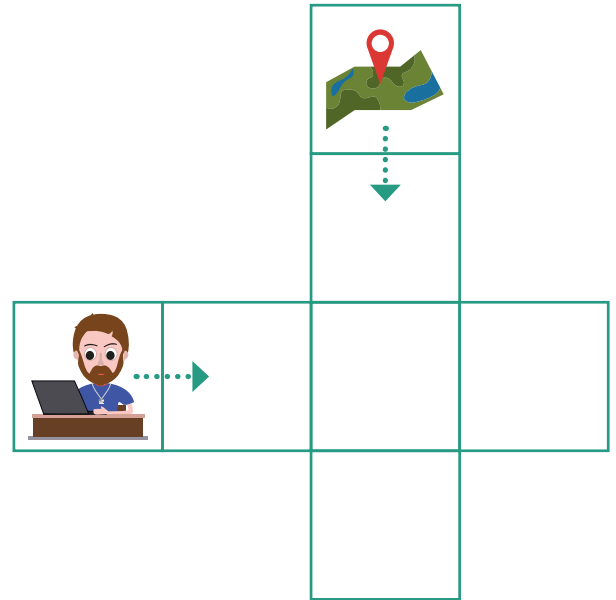
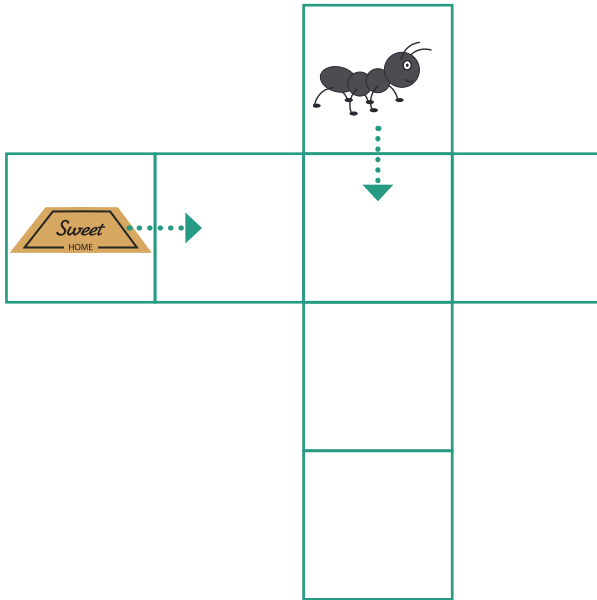
Write the words below in your copybook. Underline letters n and m in your copybook and practice reading.

an      man      in      pin      tin      map  
sit      pit      mat      ant      nap

- An ant. There is an ant. The ant is on the mat. 
- A man. There is a man. The man naps. 
- A map. There is a map. 


## Activity 9

Draw and complete the crosswords in your copybook and read the words.



### Value and Culture

Look at the pictures. Write the letter of the picture in your copybook that you think shows good friendship. Why?



## UNIT 1

# UNIT REVIEW

## Listening

### Activity 1

🔊 1.46 Listen and write the correct option in your copybook.

1 He is \_\_\_\_\_




2 He is \_\_\_\_\_



3 She is \_\_\_\_\_



4 She is \_\_\_\_\_



5 He is \_\_\_\_\_



6 She is \_\_\_\_\_



### Activity 2

🔊 1.47 Write the complete words with the missing letter in your copybook and check with your partner. Listen and check.

Example: six

1 \_\_an

3 \_\_ap

5 \_\_ink

2 \_\_it

4 \_\_nt

6 \_\_at


# Vocabulary

## Activity 3

Connect the pictures and name the words.

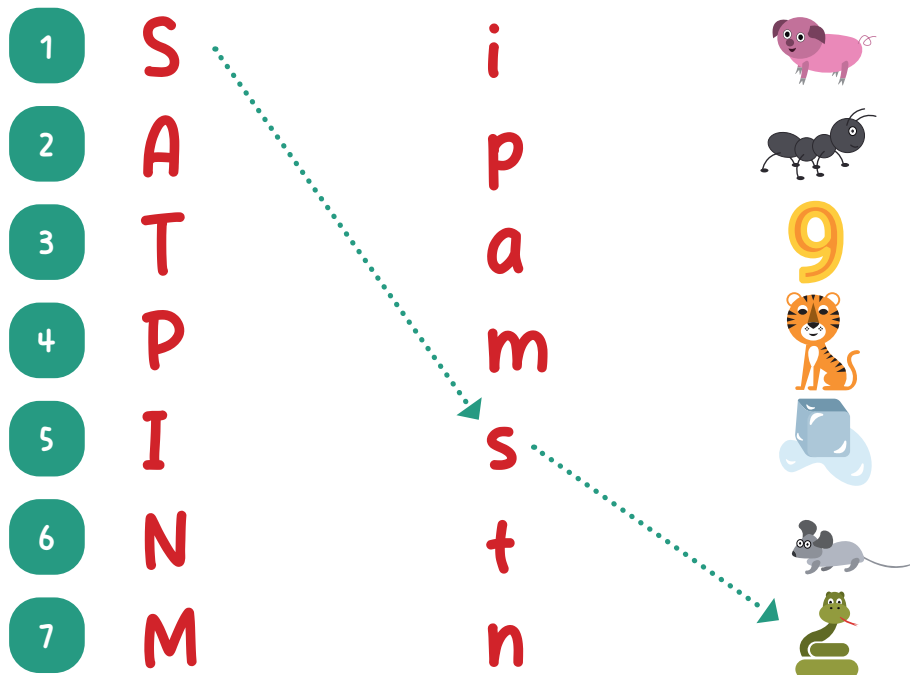
Example:

panda



## Activity 4

Look at the pictures, connect upper cases with lower cases.



## UNIT 1

# MY VOCABULARY

### Starter lesson: 1 Let's meet Nare.

#### Եկե՛ք ծանոթանանք Նարեի հետ:

a name /ə'neɪm/ անուն

hello /hə'ləʊ/ բարև

to meet /tə mi:t/ ծանոթանալ

nice /naɪs/ հաճելի

what /wɒ:t/ ինչ

### Lesson 2: How are you?

#### Ինչպե՛ս ես:

fine /faɪn/ հիանալի

goodbye /,ɡʊd'baɪ/ ցտեսություն

how /haʊ/ ինչպես

soon /su:n/ շուտով

to thank /θæŋk/ շնորհակալ լինել

to see /si:/ տեսնել

### Lesson 3: How old are you?

#### Քանի՛ տարեկան ես:

eight /eɪt/ ութ

five /faɪv/ հինգ

four /fɔ:r/ չորս

nine /naɪn/ ինը

one /wʌn/ մեկ

seven /'sevn/ յոթ

six /sɪks/ վեց

ten /ten/ տասը

three /θri:/ երեք

two /tu:/ երկու

zero /'zɪrəʊ/ զրո

### Lesson 4: Colors/ Գույներ

black /blæk/ սև

blue /blu:/ կապույտ

green /ɡri:n/ կանաչ

orange /'ɔ:rɪndʒ/ նարնջագույն

pink /pɪŋk/ վարդագույն

purple /'pɜ:pl/ մանուշակագույն

rainbow /'reɪnbəʊ/ ծիածան

red /red/ կարմիր

white /waɪt/ սպիտակ

yellow /'jeləʊ/ դեղին

### Unit 1.1 My classmates

#### Իմ դասընկերները

a classmate /'klæsmeɪt/ դասընկեր

a friend /frend/ ընկեր

### Unit 1.2 He is happy.

#### Նա ուրախ է:

angry /'æŋɡri/ բարկացած

happy /'hæpi/ ուրախ

hot /hɒ:t/ շոգ

hungry /'hʌŋɡri/ սոված

shocked /'ʃɑ:kt/ ապշած

sad /sæd/ տխուր

sick /sɪk/ հիվանդ

sleepy /'sli:pi/ քնկոտ

to be cold /kəʊld/ մրսած

thirsty /'θɜ:rsti/ ծարավ

### Unit 1.3 My friend is smart.

#### Իմ ընկերը խելացի է:

friendly /'frendli/ ընկերասեր

funny /'fʌni/ ծիծաղելի

kind /kaɪnd/ բարի

old /əʊld/ ծեր

short /ʃɔ:rt/ կարճահասակ

smart /smɑ:rt/ խելացի

strong /strɔ:ŋ/ ուժեղ

tall /tɔ:l/ բարձրահասակ

weak /wi:k/ թույլ

young /jʌŋ/ երիտասարդ

## Unit 1.4 Letters S and A

### S և A տառերը

a snake /sneɪk/ օձ  
a star /stɑːr/ աստղ  
a sun /sʌn/ արև  
an airplane /ˈerpleɪn/ ինքնաթիռ  
an ant /ænt/ մրջյուն  
an apple /ˈæpl/ խնձոր  
an arrow /ˈærəʊ/ սլաք  
an ax /æks/ կացիկ  
eighteen /ˌeɪˈtiːn/ տասնութ  
eleven /ɪˈlevn/ տասնմեկ  
fifteen /ˌfɪfˈtiːn/ տասնհինգ  
fourteen /ˌfɔːrˈtiːn/ տասնչորս  
nineteen /ˌnaɪnˈtiːn/ տասնինը  
sand /sænd/ ավազ  
seventeen /ˌsevnˈtiːn/ տասնյոթ  
sixteen /ˌsɪksˈtiːn/ տասնվեց  
thirteen /ˌθɜːrˈtiːn/ տասներեք  
to sit /sɪt/ նստել  
to sleep /sliːp/ քնել  
to stand /stænd/ կանգնել  
to stop /stɑːp/ կանգ առնել  
to swim /swɪm/ լողալ  
twelve /ˈtwelv/ տասներկու  
twenty /ˈtwenti/ քսան

## Unit 1.5 Meeting new friends

### Ծանոթություն նոր

### ընկերների հետ

a sandbox /ˈsændbɑːks/ ավազաման  
a seesaw /ˈsiː sɔː/ ճոճափայտ  
a slide /slaɪd/ սղարան  
a swing /swɪŋ/ ճոճանակ  
to play /pleɪ/ խաղալ

## Unit 1.6 Letters T and P

### T և P տառերը

a panda /ˈpændə/ պանդա  
a pen /pen/ գրիչ  
a pencil /ˈpensl/ մատիտ  
a pig /pɪɡ/ խոզ  
a pizza /ˈpiːtsə/ պիցցա  
a table /ˈteɪbl/ սեղան  
a tennis /ˈtenɪs/ թենիս  
a tiger /ˈtaɪɡər/ վագր  
a toad /təʊd/ դողող  
a toy /tɔɪz/ խաղալիք  
a train /treɪn/ գնացք  
a turtle /ˈtɜːrtl/ կրիա  
tired /ˈtaɪərd/ հոգնած

## Unit 1.17 Letter I

### I տառը

ice /aɪs/ սառույց  
ice cream /ˈaɪs kriːm/ պաղպաղակ  
ink /ɪŋk/ թանաք  
insect /ˈɪnsekt/ միջատ  
iron /ˈaɪərn/ հարթուկ  
island /ˈaɪlənd/ կղզի

## Unit 1.8 Letters N and M

### N և M տառերը

a man /mæn/ տղամարդ  
a mom /mɑːm/ մայրիկ  
a mouse /maʊs/ մուկ  
a nest /nest/ բուն  
a net /net/ ցանց  
a number /ˈnʌmbər/ թիվ  
meat /miːt/ միս  
milk /mɪlk/ կաթ  
monkey /ˈmʌŋki/ կապիկ  
noodle /ˈnuːdl/ լապշա  
nut /nʌt/ ընկույզ

Retrieved from: [www.oxfordlearnersdictionaries.com/definition/american\\_english](http://www.oxfordlearnersdictionaries.com/definition/american_english)



## UNIT 2

# AT SCHOOL

I can talk about places in our school.



### UNIT 2.1


## OUR SCHOOL

### Activity 1

🔊 2.1 Listen and repeat.



a school



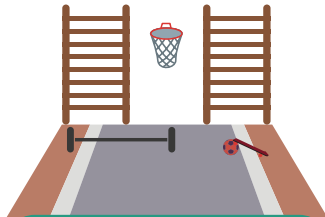
a classroom



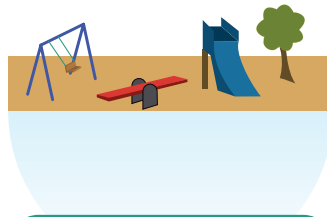
a cafeteria



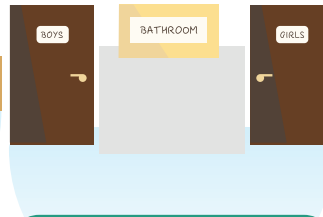
a library



a gym



a playground



a bathroom

### Activity 2

🔊 2.2 Listen and repeat.

Hello everyone! This is my school.  
This is my classroom. We study here.  
This is our cafeteria. We eat here.  
This is the library. We read here.  
This is the gym. We play sports here.  
This is the playground. We play here.





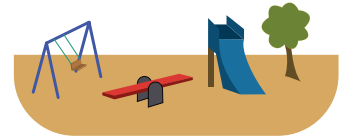
### Activity 3

Look at the clues on the left. Say which place at school goes with each clue and say what you do there. Use the example below to help you.

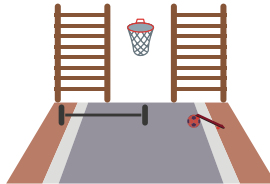

Example:



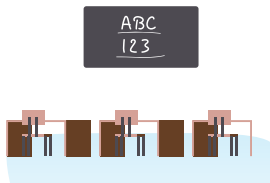

We play on the playground.



1



2



3



4




### Activity 4

 2.3 Listen and repeat.

There is a book in the library.



There are books in the library.



There is a boy on the playground.



There are five boys on the playground.



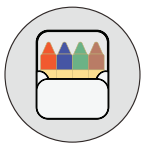


## Activity 5

Look at the pictures and say what you see using 'There is...' or 'There are...'.  
Use the example to help you.

Example:



There are four students in the cafeteria.



## Activity 6

Draw your classroom and say 'There is...' or 'There are...' in the classroom.

## Activity 7

🔊 2.4 Listen to Ms White talk about *School Rules*.



Read in the classroom  
or the library, please!  
Play sports in the gym  
or on the playground, please!  
Eat in the cafeteria, please!

Don't talk in the library, please!  
Don't play sports  
in the classroom, please!  
Don't eat in the classroom, please!

## Activity 8

 2.4 Listen again and write in your copybook the letters of what students can do. Do not write the letters of what the students cannot do.

Example:



Please don't eat in the classroom.



a




b



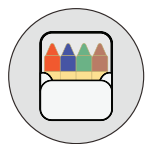
c



d



e




## Activity 9

Think about school rules, draw the signs in your copybook and say what you can and cannot do.

## UNIT 2.2

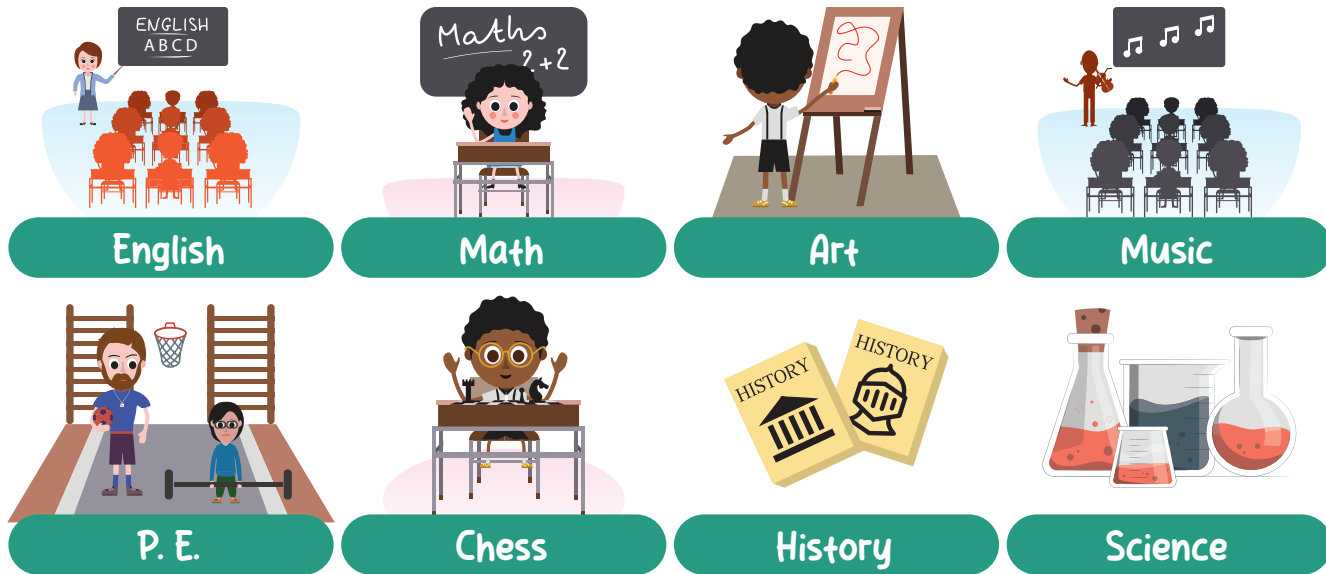
# SCHOOL SUBJECTS

I can name and talk about school subjects. I can also tell the time.



### Activity 1

2.5 Listen, point and repeat.



### Activity 2


2.6 Listen to the audio. In your copybook, write the number of the school subject with the letter of the correct picture.

- 1 Science
- 2 P. E.
- 3 Math
- 4 Music
- 5 Chess

- a
- b
- c
- d
- e

### Activity 3

 2.7 Listen and repeat.



It is 9 o'clock.

It is 10 o'clock.

It is 12 o'clock.

It is 3 o'clock.

### Activity 4

 2.8 Listen and repeat.



**Rosie:** Nare, what time is it?

**Nare:** It is 9 o'clock.

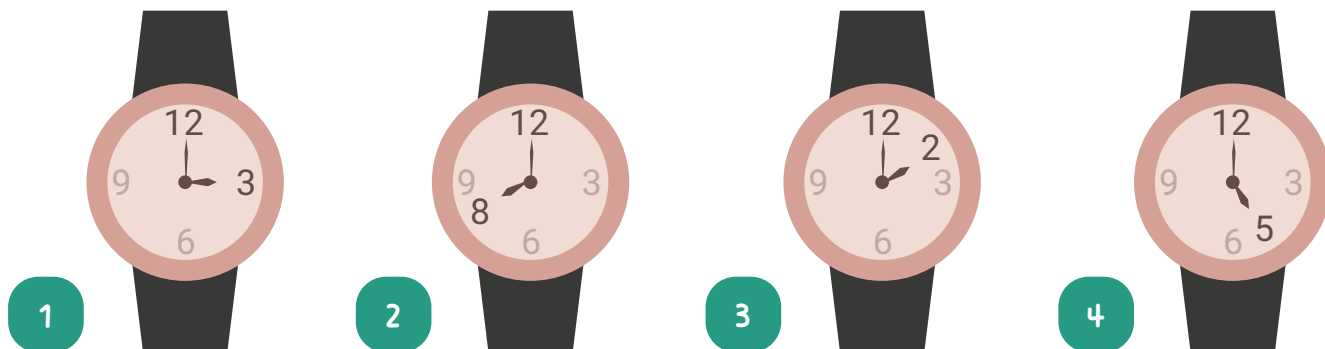
**Nare:** Jack, what time is it?

**Jack:** It is 11 o'clock.



### Activity 5

Look at the pictures. Ask and answer "What time is it?"

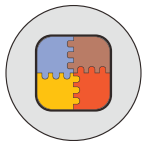


## Activity 6

 2.9 Listen and write what you hear in your copybook.

**Example:**

1. It is 9 o'clock.



## Activity 7

Play the boardgame.



## Activity 8

Make your own clock. Use it to ask and answer  
“What time is it?” (See Appendix 1).

## UNIT 2.3

# THE LETTER D AND DAYS OF THE WEEK

I can name letter d and days of the week.



### Activity 1

🔊 2.10 Listen, point, and repeat.

# D d



Dad



a dog



drums



a duck



a door



a day



### Activity 2


Listen and sing along.

### Activity 3

🔊 2.11 Listen and repeat.

This is a duck.  
The duck is yellow.

This is a dog.  
The dog is brown.



### Activity 4

Practice writing in your copybook.

D d \_\_\_\_\_  
\_\_\_\_\_

**REMEMBER!**

On Monday  
At 10 o'clock

### Activity 5

🔊 2.12 Listen and repeat. What day is it today? Write the day in your copybook.






## Activity 6

Listen and sing along.

## Activity 7

 2.13 Listen and repeat.



Monday




Tuesday



Wednesday




Thursday



Friday

## Activity 8

 2.14 Draw the chart in your copybook. Listen and put the subject in the correct box in your copybook.



a

Monday




b

Tuesday



c

Wednesday



d

Thursday



e

Friday



## Activity 9

Draw the box in your copybook, add the subjects you have at school on each day, and then share with the class.

Monday

Tuesday

Wednesday

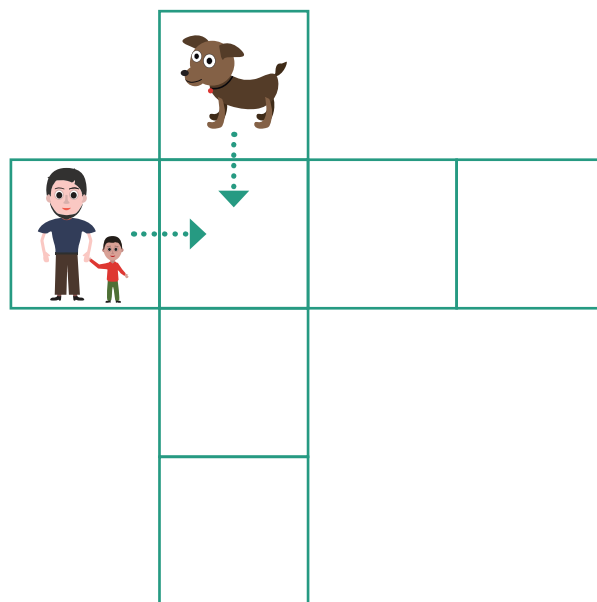
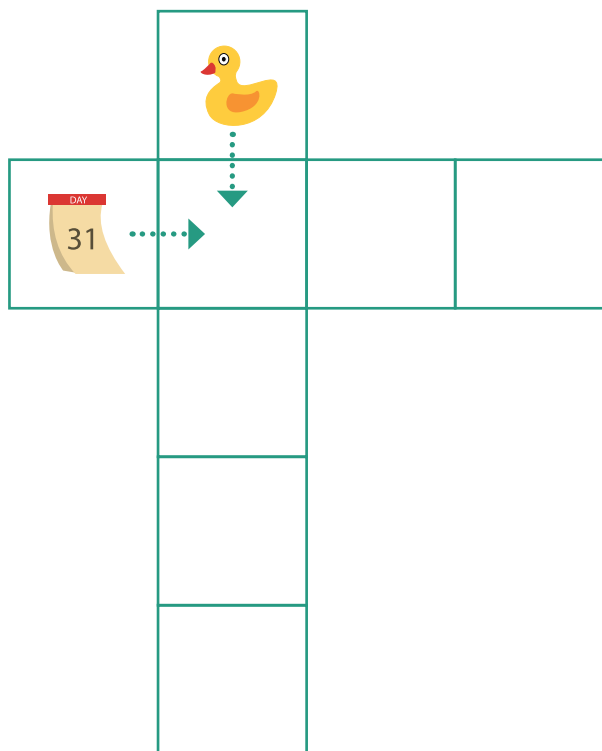
Thursday

Friday



## Activity 10

Draw and complete the crosswords in your copybook and read the words.



## UNIT 2.4

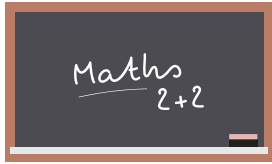
# IN MY CLASSROOM

I can name things in my classroom using 'There is/are...'

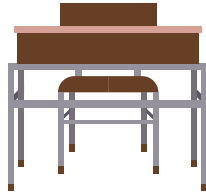


### Activity 1


2.15 Listen and repeat.




a board



a desk



a poster




chalk



a marker



a clock



a wall



a book



a bag

### Activity 2

2.16 Listen and repeat.

Nare, is there a poster in your classroom?

Of course, there are many posters on the walls.

Nare, is there a pen in your bag?

Yes, there is. I always have a lot of pens.





### Activity 3

Look around your classroom. Use the model below to learn what there is in your classroom.

Model:

-Is there a poster in your classroom?

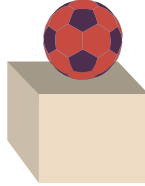
-Yes, there is.

### Activity 4

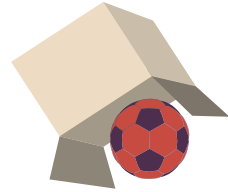
2.17 Listen, point, and repeat.



IN



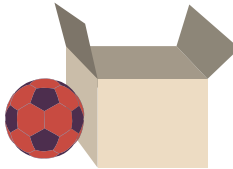
ON



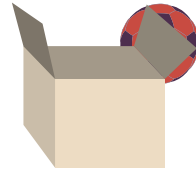
UNDER



IN FRONT




BESIDE



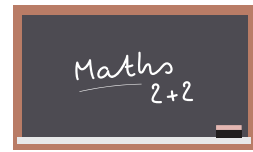




BEHIND

### Activity 5

2.18 Look at the picture. Listen and then write a check mark ✓ for true or a cross ✗ for false.




1	There is a poster		on the wall.	<input type="checkbox"/>	
2	There are two clocks		on the wall.	<input type="checkbox"/>	
3	There is a board		on the wall.	<input type="checkbox"/>	
4	The classroom walls are green.				<input type="checkbox"/>
5	There are four books		on the desk.	<input type="checkbox"/>	

## Activity 6

Find a partner and play the board game. Ask and answer the question “Where is the cat?”

**Example:** Where is the cat? The cat is under the box.



## Activity 7

 2.19 Listen, point, and repeat.



a pencil



a ruler



scissors



a marker



a pen



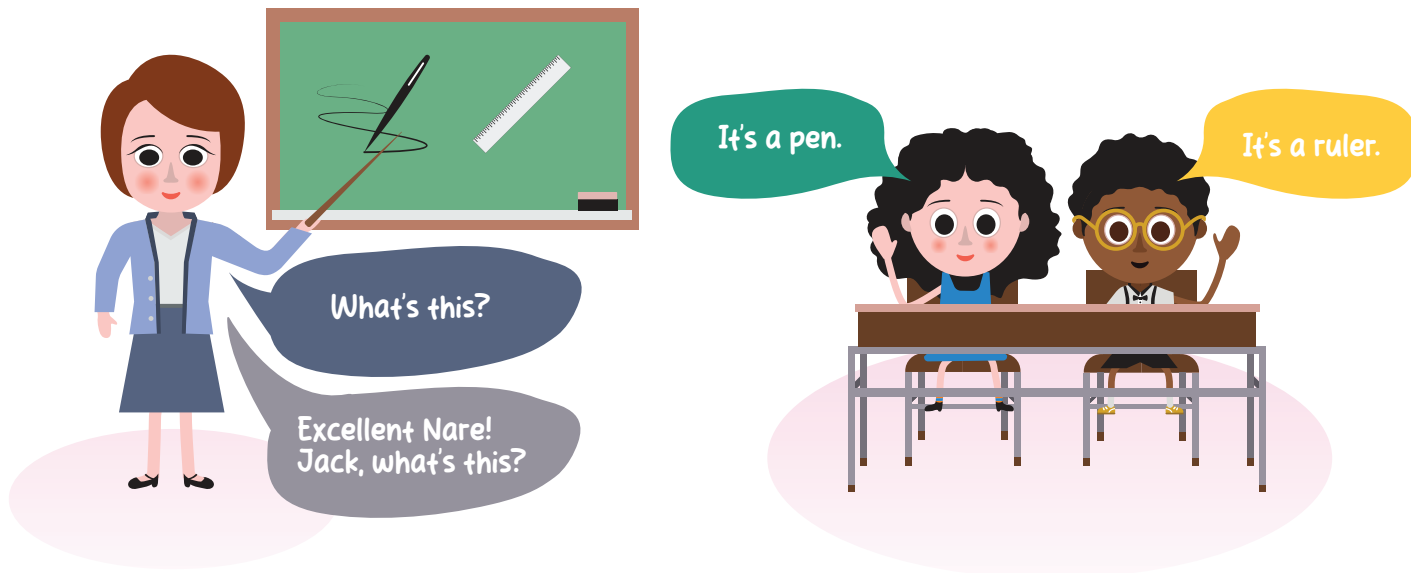
a lamp



a book

## Activity 8

 2.20 Listen and repeat.




## Activity 9


Find a partner and act out a similar conversation as in Activity 2.

## Activity 10

 2.21 Look at the picture, listen, and repeat.



This is my backpack.  
This is my pencil case.  
There are five pens and five  
pencils in my pencil case. There  
are four books, two rulers, and a  
pair of scissors in my backpack.



## Activity 11

 2.21 Listen again and write in your copybook how many of these items there are in Rosie's bag.

Example:



4



\_\_\_\_\_



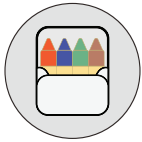
\_\_\_\_\_



\_\_\_\_\_



\_\_\_\_\_



## Activity 12

Draw your backpack with the supplies and label them in your copybook.

## UNIT 2.5

# THE LETTERS G AND O



I can name, read  
and write the  
letters g and o.

### Activity 1

 2.22 Listen, point, and repeat.

# G g



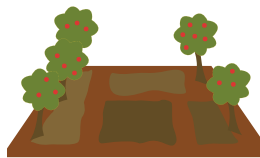
a girl



grapes



a gate



a garden



a guitar



### Activity 2

Listen and sing along.

### Activity 3

 2.23 Listen, point, and repeat.


# O o



an orange



an owl



an octopus



off



on



olives



### Activity 4

Listen and sing along.

## Activity 5

 2.24 Listen and repeat.

## Activity 6


Practice writing in  
your copybook.

G g \_\_\_\_\_

O o \_\_\_\_\_

This is a guitar.  
The guitar is black.  
I play the black  
guitar.


This is an octopus.  
The octopus is blue.  
The blue octopus  
swims.



## Activity 7

Look at the pictures. Write the complete words **g** or **o** in your copybook.

Example:



g rapes

1



\_\_uitar

3



\_\_ctopus

5



\_\_irl

2



\_\_range

4



\_\_lives

## Activity 8

 2.25 Listen and repeat.

oo



good



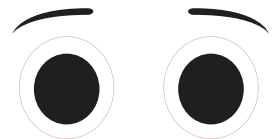
a book



a cook



a cookbook



look



## Activity 9

Write the words below in your copybook. Underline g and o and practice reading.

go

dog

nod

tag

nag

sag

dig

pig

goat


good

1



There is a dog.  
The dog digs.

2



There is a pig. It is sad.

3



There is an ant on  
a dog.

4



There is a tag on a  
goat.

5



She is a good cook.

6



The dog is  
napping.

## Activity 10

Find the word, write it in your copybook and read it.

C	T	A	G	T	T	Q	T	I	E
H	A	Q	S	Y	D	N	U	Z	L
W	V	T	D	A	A	H	J	O	K
Z	Q	W	S	D	C	H	G	D	I
X	X	U	P	Y	L	O	I	R	X
J	B	G	T	X	J	G	G	C	E
H	M	S	O	R	T	Y	T	O	C
T	L	I	V	D	E	E	D	F	I
R	X	C	D	D	S	Z	W	O	T

DOG

PIG

ANT

TAG

SAD

DAD

DIG

## UNIT 2.6

# THE LETTER C

I can name, read,  
and write the  
letter C.



### Activity 1

2.26 Listen, point, and repeat.

C c



a cat



a car



a cup



a cow



a cap



a cake



a candy



### Activity 2

Listen and sing along.

C c

### Activity 3

2.27 Listen and repeat.



ice



nice



a pencil



a face

### Activity 4

2.28 Draw the pictures below in your copybook. Listen and number the pictures (1-5).



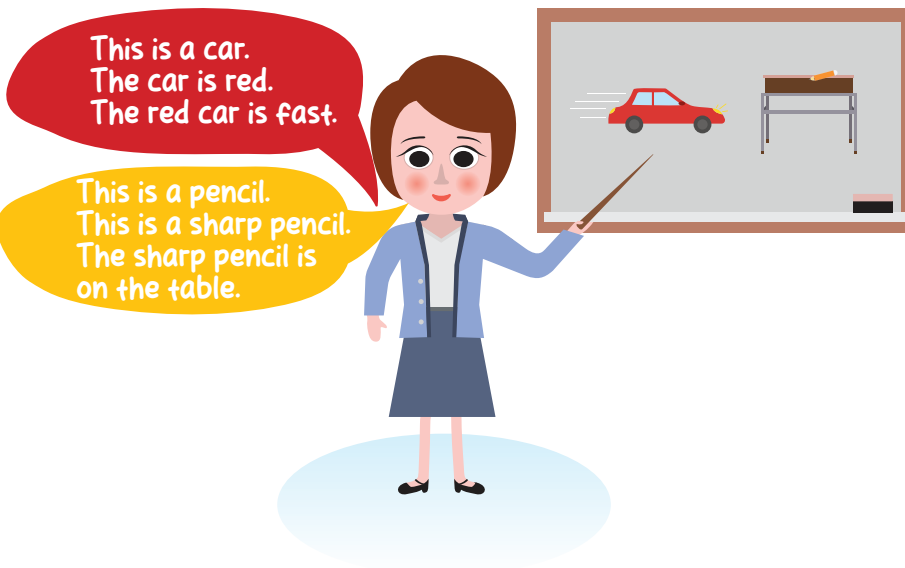
## Activity 5

🔊 2.29 Listen and repeat.

## Activity 6

Practice writing in  
your copybook.


C c \_\_\_\_\_  
\_\_\_\_\_



## Activity 7

🔊 2.30 Listen to the tongue twister and practice.

Cooked crabs can't crawl.



The cuddly cat cares to be nice.  
She carries the cow to eat candy ice.



## Activity 8

Read the following words.

cat

cap

can

cam

camp

cop

con

coat

cook

1. The cat is on the mat.
2. A cat, a dog, and a man sat on a mat.
3. The cat is not in the camp.
4. The cap is on the cat.
5. The cook and the cat are in the camp.
6. Nice cooks go to cooking school.

## UNIT 2.7

# THE LETTER K

I can name,  
read, and write  
the letter K.



### Activity 1

 2.31 Listen and repeat.

# Kk



a key



a kite



a kangaroo



a kitten



a kiwi



a kettle



a king



### Activity 2

Listen and sing along.

### Activity 3


 2.32 Listen and repeat.

### Activity 4

Practice writing in  
you copybook.

K k \_\_\_\_\_  
\_\_\_\_\_

This is a kite. The kite  
is red, blue, yellow, and  
green. I fly my kite.



### Activity 5

 2.33 Listen and repeat.



Kelly put the kettle on,  
Kettle on, kettle on,  
Kelly put the kettle on  
For the king.



## Activity 6

 2.34 Listen to the audio. Write the complete words with **c** or **k** in your copybook.

Example:



kangaroo

1



\_\_ey

3



\_\_ow

5



\_\_ake

2



\_\_ar

4



\_\_ing

## Activity 7

Write the letters in your copybook. Help the king reach his castle by finding letter Ks and connecting them.



K

c

k

K

L

k

o

g

i

K

h

l

K

G

K

h

k

p

o

i

k

s



## Activity 8

Look at the pictures. Write the complete words with **c** or **k** in your copybook and read the words.

1



\_\_ing

2



\_\_at

3



\_\_ap

4



\_\_angaroo

## Activity 9

Connect the sounds, match, and read them.

Example:

SO+CK= sock



SA



pack

PA



sick

PI

+

CK



pick

KI



sack

SI



kick

## Activity 10

Practice reading the sentences. Write the words with **c** and **k** in your copybook.

1



The king sings a song.

2



The king kicks.

3



The cat is a king.

4



The cat sits on the king.

5



The king is sick.

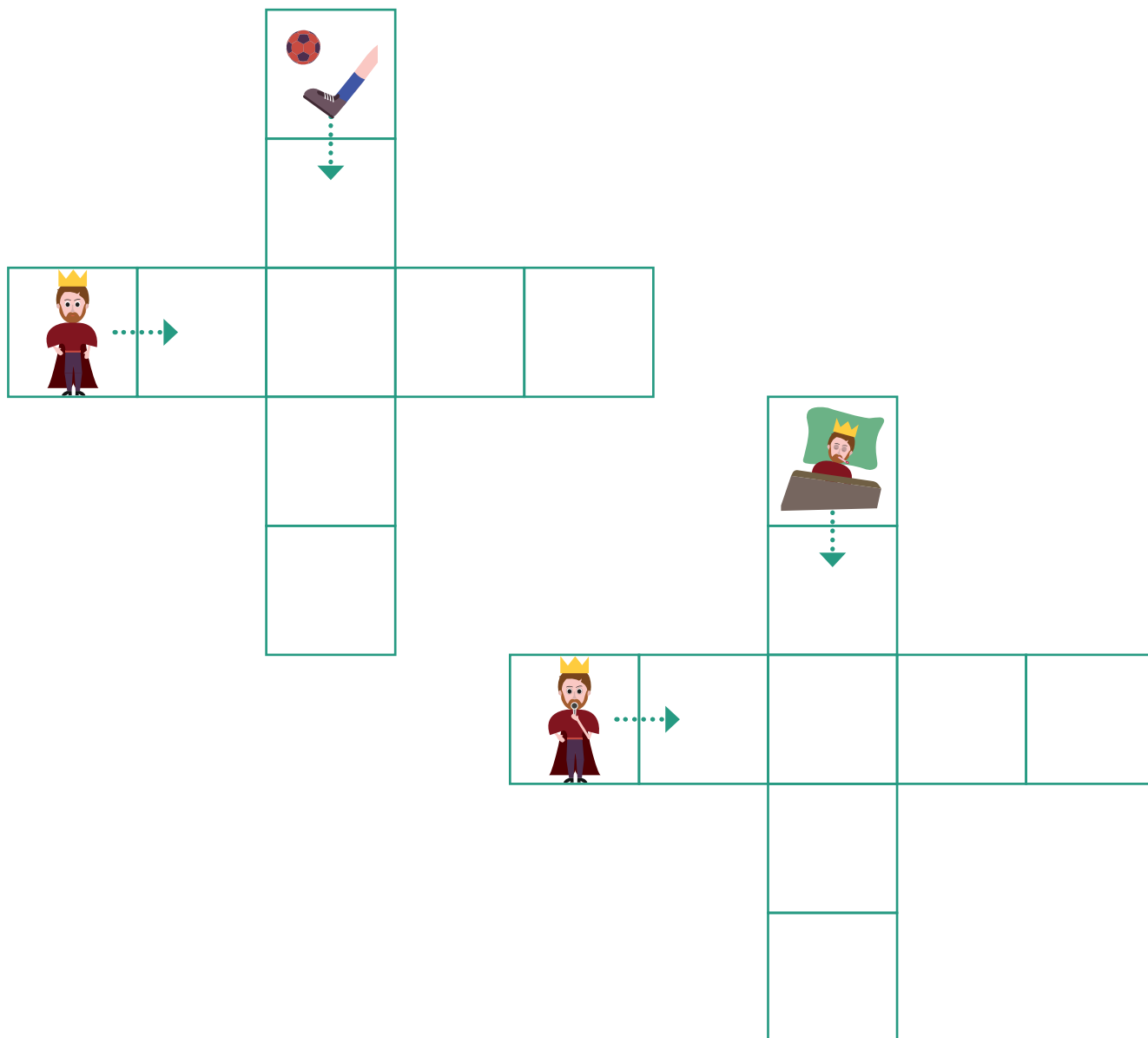
6



Nick picked a big sock.

## Activity 11

Draw and complete the crosswords in your copybook and read the words.



## UNIT 2.8

# THE LETTER H


I can name,  
read, and write  
the letter h.



### Activity 1

2.35 Listen, point, and repeat.

# H h



a hat



a house



a horse



a hippo



a hand




a hen



### Activity 2

Listen and  
sing along.

This is a horse.  
The horse is brown.  
The brown horse  
is happy.



### Activity 3

2.36 Listen and repeat.

### Activity 4

Practice writing in your copybook.

H h \_\_\_\_\_  
\_\_\_\_\_



### Activity 5

Look at the pictures, read the words, and write them in the correct order in your copybook.

a hen

a hippo

a hand

a hat





## Activity 6

Color all **H** letters and write the answer.


A	E	E	G	H	E	H	E	O
D	R	S	H	U	H	H	D	R
C	T	H	V	P	R	H	N	M
K	H	H	O	R	E	H	H	I
H	H	H	H	H	H	H	H	H
R	E	H	C	R	E	H	R	A
S	D	H	P	F	S	H	T	P
R	F	H	O	H	H	H	O	O
D	S	H	A	H	A	H	R	P
E	F	H	D	H	E	H	R	C
S	S	H	S	H	T	H	F	V
C	A	H	H	H	H	H	C	C

## Activity 7

Practice reading

### *The king and his cats*


There is a kind king. He is sad. He likes to sing songs, but his songs are always sad. The king has cats. The cats go to the king and ask him not to sing sad songs. And the king is not sad because he sings happy songs only.



## Activity 8

 2.37 Listen and repeat.

Sh



a ship



a shop



a fish



shoes

# Ch




chips



to chop



a chin



cheese

## Activity 9

Look at the pictures. Write the complete words with **ch** or **sh** in your copybook.

Example:



cheeese

1



\_\_ip

3



\_\_op

5



fi\_\_

2



\_\_ips

4




\_\_op

## Activity 10

Practice the tongue twister.



Sam's shop  
sells short,  
spotted  
shorts.



Chester Cheetah  
chews cheddar  
cheese.

## Activity 11

Practice reading

*Chippy and Sasha*

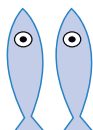
Sasha and Chippy are happy.



They go to the shop.



They buy some fish



and chips



. They cook fish and chips.



## Value and Culture

1. Look at the pictures and write the letter of the picture in your copybook that shows how to behave.



a

b

2.  2.38 Listen to the conversation and write the letter of the picture in your copybook that shows how to welcome a new student in class.



a

b

## UNIT 2

# UNIT REVIEW

## Listening

### Activity 1

 2.39 Listen and write the letter of the correct option in your copybook.

1

Nare's favorite subject is ...



a

b



2

Teo's favorite subject is ...



a

b




3

Rosie's favorite subject is ...



a

b



4

The cat is ...



a

b




5

The cat is ...



a


b


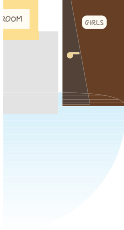
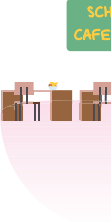
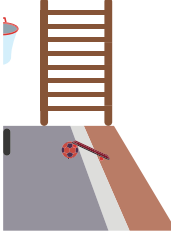
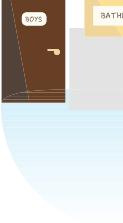

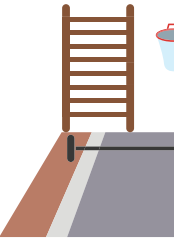



# Vocabulary

## Activity 2

Look at the pictures. In your copybooks, match the number of the first half of the picture to the letter of the second half. Name the words.

**Example:**  .....  ..... playground

1		a	
2		b	
3		c	
4		d	

### Activity 3

Look at the pictures. Write the correct upper case and lowercase in your copybook.  
Then say which picture goes with the letter.

Example:

I



i



1

C

d



2

K

g



3

D

o



4

H

c



5

G

k



6

O

h



## Reading

### Activity 4

Read the following sentences.

1. A dog sits on a mat.
2. A pig digs.
3. An ant is in a net.
4. A pig and a dog sleep.
5. A man stops and pats a dog.

## UNIT 2

# MY VOCABULARY

### Unit 2.1 Our school

#### Մեր դպրոցը

a bathroom /'bæθru:m/ լոգարան  
a cafeteria /,kæfə'tɪəriə/ ճաշարան  
a classroom /'klæsru:m/ դասարան  
a gym /dʒɪm/ մարզասրահ  
a library /'laɪbrəri/ գրադարան  
a playground /'pleɪgraʊnd/  
խաղահրապարակ  
a rule /ru:l/ կանոն  
a school /sku:l/ դպրոց  
to study /'stʌdi/ սովորել

### Unit 2.2 School subjects

#### Դպրոցի առարկաներ

art /ɑ:rt/ արվեստ  
chess /tʃes/ շախմատ  
clock /klɒk/ ժամացույց  
English /'ɪŋɡlɪʃ/ անգլերեն  
history /'hɪstri/ պատմություն  
math /mæθ/ մաթեմատիկա  
music /'mju:zɪk/ երաժշտություն  
P.E. /,pi: 'i:/ ֆիզիկուլտուրա  
science /'saɪəns/ գիտություն  
time /taɪm/ ժամ, ժամանակ

### Unit 2.3 The letter D and the days of the week

#### D տառն ու շաբաթվա օրերը

a day /deɪ/ օր  
a dog /dɒg/ շուն  
a door /dɔ:r/ դուռ  
a drum /drʌm/ թմբուկ  
a duck /dʌk/ բադ  
dad /dæd/ հայրիկ  
Friday /'fraɪdeɪ/ ուրբաթ  
Monday /'mʌndeɪ/ երկուշաբթի  
Saturday /'sætədeɪ/ շաբաթ  
Sunday /'sʌndeɪ/ կիրակի  
Thursday /'θɜ:rzdeɪ/ հինգշաբթի  
Tuesday /'tu:zdeɪ/ երեքշաբթի  
Wednesday /'wenzdeɪ/ չորեքշաբթի

### Unit 2.4 In my classroom

#### Իմ դասարանում

a bag /bæg/ պայուսակ  
behind /br'haɪnd/ հետևում  
a board /bɔ:rd/ տախտակ  
a book /bʊk/ գիրք  
a chalk /tʃɔ:k/ կավիճ  
a desk /desk/ գրասեղան  
a lamp /læmp/ լամպ  
a marker /'mɑ:rkər/ թաղթագրիչ  
a poster /'pəʊstər/ պաստառ  
a ruler /'ru:lər/ քանոն  
a wall /wɔ:l/ պատ  
beside /br'saɪd/ կողքին  
front /frʌnt/ դիմաց  
in /ɪn/ մեջ  
on /ɒn/ վրա  
scissors /'sɪzəz/ մկրատ  
under /'ʌndər/ տակ

### Unit 2.5 The Letters G and O

#### G և O տառերը

a cookbook /'kʊkbʊk/  
խոհարարական գիրք  
a garden /'gɑ:rdn/ պարտեզ  
a gate /geɪt/ դարպաս  
a girl /gɜ:rl/ աղջիկ  
a guitar /gɪ'tɑ:r/ կիթառ  
an octopus /'ɒ:ktəpʊs/ ութոտնուկ  
an olive /'ɒ:lɪv/ զեյթուն  
an orange /'ɔ:rɪndʒ/ նարինջ  
an owl /aʊl/ քու  
good /gʊd/ լավ  
grape /greɪp/ խաղող  
off /ɔ:f/ անջատված  
to cook /kʊk/ պատրաստել

### Unit 2.6 The letter C

#### C տառը

a cake /keɪk/ տորթ  
a cap /kæp/ կեպի, գլխարկ  
a car /kɑ:r/ մեքենա

a cat /kæt/ կատու  
a cow /kaʊ/ կով  
a cup /kʌp/ բաժակ  
cuddly /'kʌdli/ գրկախառնվող  
face /feɪs/ դեմք  
nice /naɪs/ հաճելի

### Unit 2.7 The letter K

#### K տառը

a kangaroo /,kæŋɡə'ru:/  
կենդուրու, ագելլակ  
a kettle /'ketl/ թեյնիկ  
a key /ki:/ բանալի  
a king /kɪŋ/ թագավոր  
a kite /kaɪt/ օդապարուկ  
a kitten /'kɪtn/ փիսիկ  
a kiwi /'ki:wi/ կիվի  
a koala /kəʊ'ɑ:lə/ կոալա  
a sack /sæk/ պարկ  
a sock /sɒk/ գուլպա  
to kick /kɪk/ ոտքով հարվածել  
to pack /pæk/ փաթեթ  
to pick /pɪk/ ընտրել

### Unit 2.8 The letter H

#### H տառը

a chin /tʃɪn/ դունչ  
a fish /fɪʃ/ ձուկ  
a hand /hænd/ ձեռք  
a hat /hæt/ գլխարկ  
a hen /hen/ հավ  
a hippo /'hɪpəʊ/ գետաձի  
a horse /hɔ:rs/ ձի  
a house /haʊs/ տուն  
a ship /ʃɪp/ նավ  
a shoe /ʃu:/ կոշիկ  
a shop /ʃɒp/ խանութ  
cheese /tʃi:z/ պանիր  
chips /tʃɪp/ չիփս  
to chop /tʃɒp/ կտրատել

Retrieved from: [www.oxfordlearnersdictionaries.com/definition/american\\_english](http://www.oxfordlearnersdictionaries.com/definition/american_english)



## UNIT 3

# FAMILY TREE

I can talk about my family members.



### UNIT 3.1

## MY BIG FAMILY

### Activity 1

3.1 Listen, repeat, and point to the correct picture.



grandmother



grandfather



father



mother



aunt



uncle



sister



brother



cousin




## Activity 2


 3.2 Listen and repeat.

### *My Family*

Hello everyone! This is my family.




This is my grandmother. Her name is Nane.  
This is my grandfather. His name is Vahe.



This is my mother. Her name is Anahit.  
This is my father. His name is Aram.



This is my brother. His name is Davit.  
This is me. My name is Nare. I am Davit's sister.



This is my uncle. His name is Hayk.  
This is my aunt. Her name is Anush.



This is my cousin. His name is Grigor.

## Activity 3

 3.3 Listen and look at the pictures. In your copybooks, match the letter to the correct number from the audio.



a



b



c



d

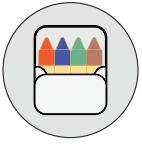


e



## Activity 4

Listen and sing along.



## Activity 5

Draw your own family tree in your copybook and talk about it.

## Activity 6

 3.4 Listen to the tongue twister and repeat.

I have a mother,  
I have a father,  
I have a sister,  
I have a brother,  
We live together,  
We love each other.

## Activity 7

 3.5 Listen to the sentences and point to the correct picture.

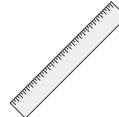
1

I have an apple.



2

You have a bottle.



3

He has a cat.



4

She has a dog.



5

We have a ruler.




6



They have a pencil.



## Activity 8



Look at the items in the pictures and say if you **have** or **don't have** them.







**Example:**   I have a pen.   I don't have scissors.







     


## Activity 9

Look at the items in the pictures and say if Teo has them in his bag or not.

**Example:**   Teo has a marker.

1   2   3  




4   5   6  



## Activity 10

 **3.6** Read the poem and write the missing names of the family members in your copybook. Then listen and check.

### My Family

My family is my dear  \_\_\_\_\_, my  \_\_\_\_\_, and my  \_\_\_\_\_.

We love to spend time together  
Even in rainy weather.

## UNIT 3.2

# THE LETTERS E AND U



I can name,  
read and write  
the letters E  
and U.

### Activity 1

 3.7 Listen, point, and repeat.

# E e




an ear

# 11

eleven



an eagle



an egg



an elephant

# 8

eight



### Activity 2

Listen and sing along.

### Activity 3

 3.8 Listen, point, and repeat.

# U u



up



an umbrella



under



uncle



### Activity 4

Listen and sing along.

## Activity 5

Watch the video and dance along.

UP DOWN TOUCH THE GROUND  
When I up, down, touch the ground  
It puts me in the mood  
Up, down, touch the ground  
In the mood for food.  
I am stout, round, and I have found  
Speaking poundage-wise,  
I improve my appetite  
When I exercise...



Retrieved from: From 'Winnie the Pooh and the Honey Tree'.

## Activity 6

3.9 Listen and repeat.

## Activity 7


Practice writing in  
your copybook.

E e \_\_\_\_\_

U u \_\_\_\_\_


This is an elephant.  
The elephant is grey.  
The grey elephant is big.

This is an umbrella.  
The umbrella is yellow.  
The yellow umbrella  
is open.



## Activity 8

Draw the E and U chart in your copybook. Then write the words in the correct box.



E

U

## Activity 9

Write the words below in your copybook. Underline letters **e** and **u** and practice reading.

up

cup

egg

pen

ten

duck

tuck

1

A cup



2

A cat is in a cup.



3

It is an egg.



4

Ten cups



5

It is a duck.




6

The duck is under the umbrella.



## Activity 10

 3.10 Write the complete words with the missing letter in your copybook and check with your partner. Listen and check.



\_\_gg

10

t\_\_n



\_\_p



p\_\_n



\_\_nder



\_\_ar



c\_\_p

## Activity 11

Draw the word search puzzle in your copybook. Find, circle, and read the words.

T	B	U	D	N	S	U	A	P	K
H	P	E	N	Q	F	G	X	I	K
A	D	T	F	D	A	Q	X	R	M
T	S	C	N	V	G	F	T	Y	O
C	I	S	J	A	T	G	J	H	J
K	V	G	X	D	G	N	E	T	C
K	S	Q	F	V	K	R	R	C	K
S	S	X	X	W	C	K	C	U	D
A	G	M	P	S	U	P	V	P	N
H	I	K	Y	Q	T	H	B	J	E

EGG

UP

CUP

PEN

TEN

DUCK

TUCK

## Activity 12

 3.11 Listen, point, and repeat.

# ee



street



bee



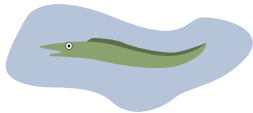
reed



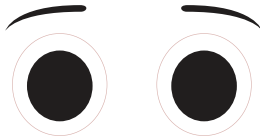
queen



sweet



eel



see



sweep



peel



tree

## Activity 13

Write the complete words with the missing letters in your copybook.  
Point to the matching picture.



1

a stree\_\_



2

\_\_ee



3

a b\_\_ \_\_



4

\_\_weets



5

a \_\_ree

## UNIT 3.3

# MY DREAM JOB

I can talk about jobs.



### Activity 1

3.12 Listen, point, and repeat.



a teacher



a cook



a farmer



a doctor



a dentist



a housewife



a pilot



### Activity 2

Listen and sing along.

### Activity 3

3.13 Listen and repeat.

1



This is my mom. She is a dentist.

2



This is my dad. He is a cook.

3



This is my uncle. He is a farmer.

4



This is my aunt. She is a housewife.

5



This is Ms. White. She is a teacher. She is my teacher.



## Activity 4


Say which picture goes with which person. Write the job they do in your copybook.

1




---

2



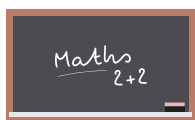

---

3




---

4




---


5

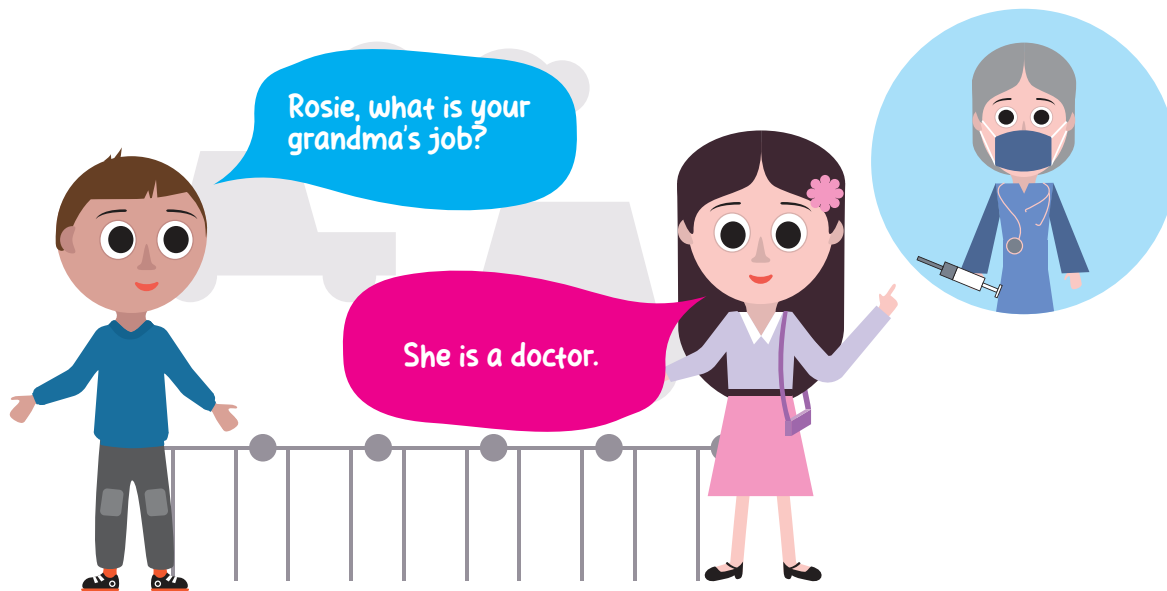



---

## Activity 5

3.14 Listen and repeat.





### Activity 6

Act out a conversation similar to Activity 5.

### Activity 7

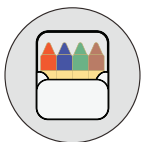
 3.15 Listen to Jack talk about his dream job.

Hello everyone!  
My name is Jack. I want  
to become a pilot. I want  
to fly planes.



### Activity 8

Look at the pictures. Ask and answer the question "What's his/her job?"



### Activity 9

Draw your dream job in your copybook and tell the class about it.

## UNIT 3.4

# THE LETTERS R AND V



I can name, read  
and write the  
letters r and v.


### Activity 1

🔊 3.16 Listen, point, and repeat.


# Rr



red



a robot



rice



a rabbit



a rat



a rose



### Activity 2

Listen and sing along.

### Activity 3

🔊 3.17 Listen, point, and repeat.

# Vv



a van




a vase



a vest



a violin



a violet



vegetables



### Activity 4


Listen and sing along.

## Activity 5

 3.18 Listen and repeat.

This is a rose.  
The rose is red.  
The red rose smells nice.

This is a violet.  
The violet is purple.  
The purple violet is  
my favorite.



## Activity 6

Practice writing in  
your copybook.

R r

V v

## Activity 7

Read the words. In your copybooks, write the letter of the correct number with the word.

rat

vase

red

vegetables


robot

van

rabbit



a



b



c



d



e



f



g

## Activity 8

Read the sentences and write the words with the letter **r**  
in your copybook. Underline the letter **r**.

### Nare's hen


Nare has a hen.

Its name is Red.

Red has eggs.

Red is in a hut.

Its hut is green.



## Activity 9

Unscramble the letters and write the correct word in your copybook.

Example: c i e r - r i c e

1 a v n \_\_\_\_\_

2 o r t b o \_\_\_\_\_

3 e s v a \_\_\_\_\_

4 d e r \_\_\_\_\_

5 t r a \_\_\_\_\_

6 t v e s \_\_\_\_\_

7 e s r o \_\_\_\_\_

## Activity 10

Read the poem and write the word that goes in the blanks in your copybook.

so

red

roses

(1) \_\_\_\_\_ are Red


Roses are (2) \_\_\_\_\_,

Violets are blue,

Sugar is sweet,

And (3) \_\_\_\_\_ are you.

by Sir Edmund Spense




## Activity 11

Listen to the song and write the correct order of the lines in your copybook.

**Row, Row, Row Your Boat**

1. Gently down the stream.
2. Row, row, row your boat.
3. Life is but a dream.
4. Merrily, merrily, merrily.

by Eliphalet Oram Lyte



## Activity 12

Create your own word search using letter R and V words.

## UNIT 3.5

# GRANDMA'S BIRTHDAY



I can talk about birthday parties.

### Activity 1

🔊 3.19 Listen, point, and repeat.



a gift



a candle



a guest



a neighbor



a party



to blow



a card

### Activity 2

🔊 3.20 Listen to Nare talk about her grandma's birthday.

Hello everyone. This is my grandma. Her name is Nane. Today is her birthday. My mom is making a cake now. My grandma has guests. Our family, her neighbors, and friends are all coming to her party. I am waiting for the cake. I love blowing out the candles on a cake, and my grandma asks me to blow out candles on her birthday too. Now, I am making a card for my grandma.



### Activity 3

🔊 3.21 Listen to the questions and answer them.

1. What day is today?
2. What is grandma's name?
3. Who is making the cake?
4. What is Nare doing?
5. Who is coming to the party?









**REMEMBER!**

Grandma's=her

Grandpa's=his

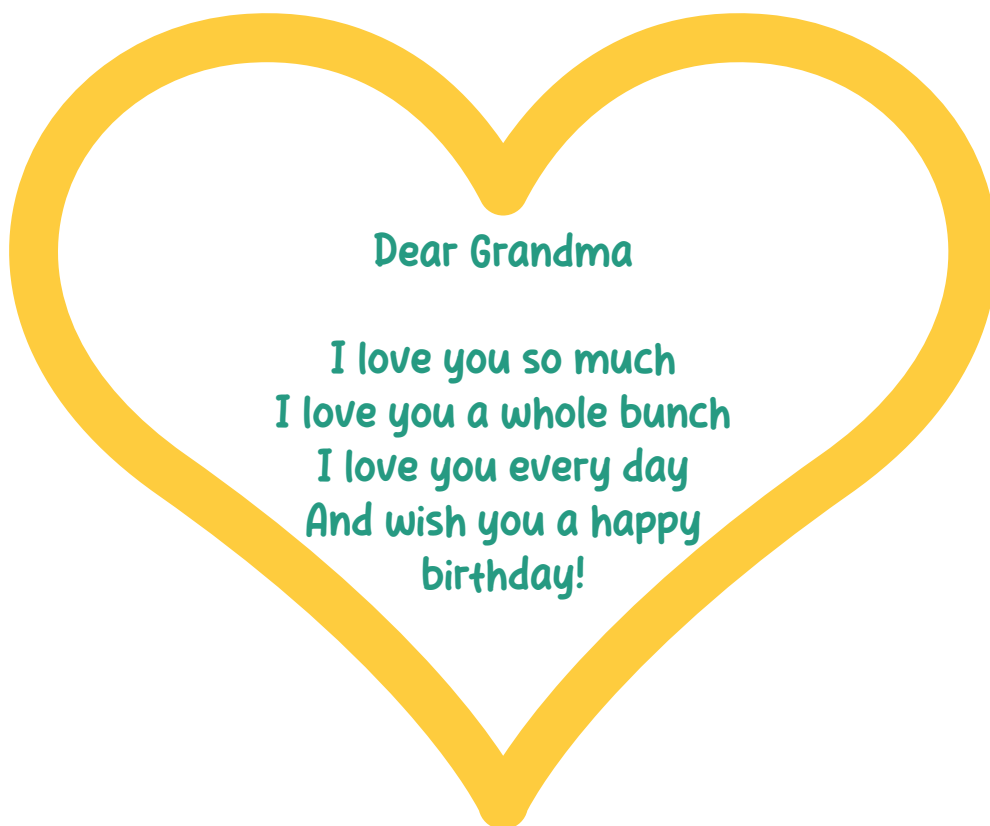
## Activity 4

 3.22 Listen and point to the gift each person gives. Write the sentences in your copybook.


1			_____
2			_____
3			_____
4			_____


## Activity 5

 3.23 Listen to Nare's poem to her Grandma and in your copybook help her design her card.



## Activity 6

 3.24 Listen to Nare and Rosie talk about what they like doing during family parties. Say the words and point to the correct picture. Draw the chart in your copybook and write the words in the correct box.



to make a cake

to make a card

to sing

to blow out a  
candle

to dance



## Activity 7

Act out a similar conversation with your peer.

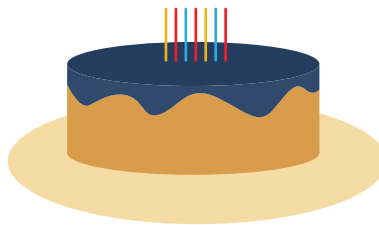
## Activity 8

Look at the pictures and say how old each person is.




1

Tom



2

Sam



3

Nad


## Activity 9

Make your own birthday card for someone in your family.



## UNIT 3.6

# THE LETTERS B AND J



I can name, read,  
and write the  
letters B and J.

### Activity 1

 3.25 Listen, point, and repeat.

# Bb



a boy



a book



a bear



a boat



a bike



a bus



a ball



### Activity 2

Listen and sing along.

### Activity 3

 3.26 Listen, point, and repeat.

# Jj



jam



a jet



a jellyfish



a jeep



to jump



juice




### Activity 4

Listen and sing along.

## Activity 5

 3.27 Listen and repeat.

This is a bear.  
The bear is big and brown.  
The big and brown bear  
eats honey.



## Activity 6

Practice writing in  
your copybook.

**B b** \_\_\_\_\_

**J j** \_\_\_\_\_

This is a jeep.  
The jeep is red.  
The red jeep is fast.

## Activity 7

 3.28 Listen and repeat. Then read the sentences.

1. Jim is jumping up, up, up.
2. He is not going down, down, down.
3. But Jack is not jumping up, up, up.
4. He is just going down, down.

## Activity 8

Find the secret word by coloring.

**J- brown B- dark blue j- yellow b- light blue**

What is in the picture \_ \_ \_ \_

<b>B</b>	B	B	B	B	<b>j</b>	B	B	B	B	B
B	B	B	B	B	j	j	B	B	B	B
B	B	B	B	B	j	j	j	B	B	B
b	J	J	J	J	J	J	J	<b>J</b>	J	b
b	b	J	J	J	J	J	J	J	b	b
b	b	b	J	J	J	J	<b>b</b>	b	b	b

## Activity 9

Look at the pictures. In your copybooks, write the word to the correct number.

Example:



jet

jam

bus

bike

jump

book

jeep



a



b



c



d



e



f

## Activity 10

 3.29 Listen to the words and write them down in your copybook.

Example:


jam, ...

## Activity 11

Look at the picture and write the missing word in your copybook.

1

The



\_\_\_\_\_ are on the table.

2

The



\_\_\_\_\_ is in his sister's room.

3

The



\_\_\_\_\_ is brown.

4

The



\_\_\_\_\_ is big, it flies high.

5

Teddy likes to



\_\_\_\_\_.

6

I go to school on the



\_\_\_\_\_.

## UNIT 3.7

# THE LETTERS L AND F

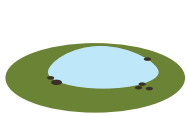


I can name, read,  
and write the  
letters L and F.

### Activity 1

 3.30 Listen, point, and repeat.

L l



a lake



legs



logs



a ladybug



a lion



a lemon



a lamp



### Activity 2

Listen and sing along.

### Activity 3

 3.31 Listen, point, and repeat.

F f



a fox



a fish



a frog



a flower



a fan



a finger



fire



### Activity 4

Listen and sing along.

## Activity 5

 3.32 Listen and repeat.

## Activity 6

Practice writing in your copybook.

L l \_\_\_\_\_

F f \_\_\_\_\_

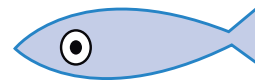

This is a ladybug.  
The ladybug is red and black.  
The red and black ladybug is on the tree.

This is a frog.  
The frog is green.  
The green frog jumps.



## Activity 7

 3.33 Draw the F and L chart in your copybook. Then write the words in the correct box.



F

L

## Activity 8

Write the complete words with the missing letter in your copybook and read the sentences.

1



A \_ rog is green.

2



The \_ ish is red.

3



A \_ ion is big.

4



The \_ amp is on the table.

5



A \_ adybug is red and black.

6



This \_ ox is orange.

## Activity 9

Read the words. In your copybook, match the number to the correct word.

a fan



1

a lamp



2

legs



3

a finger



4

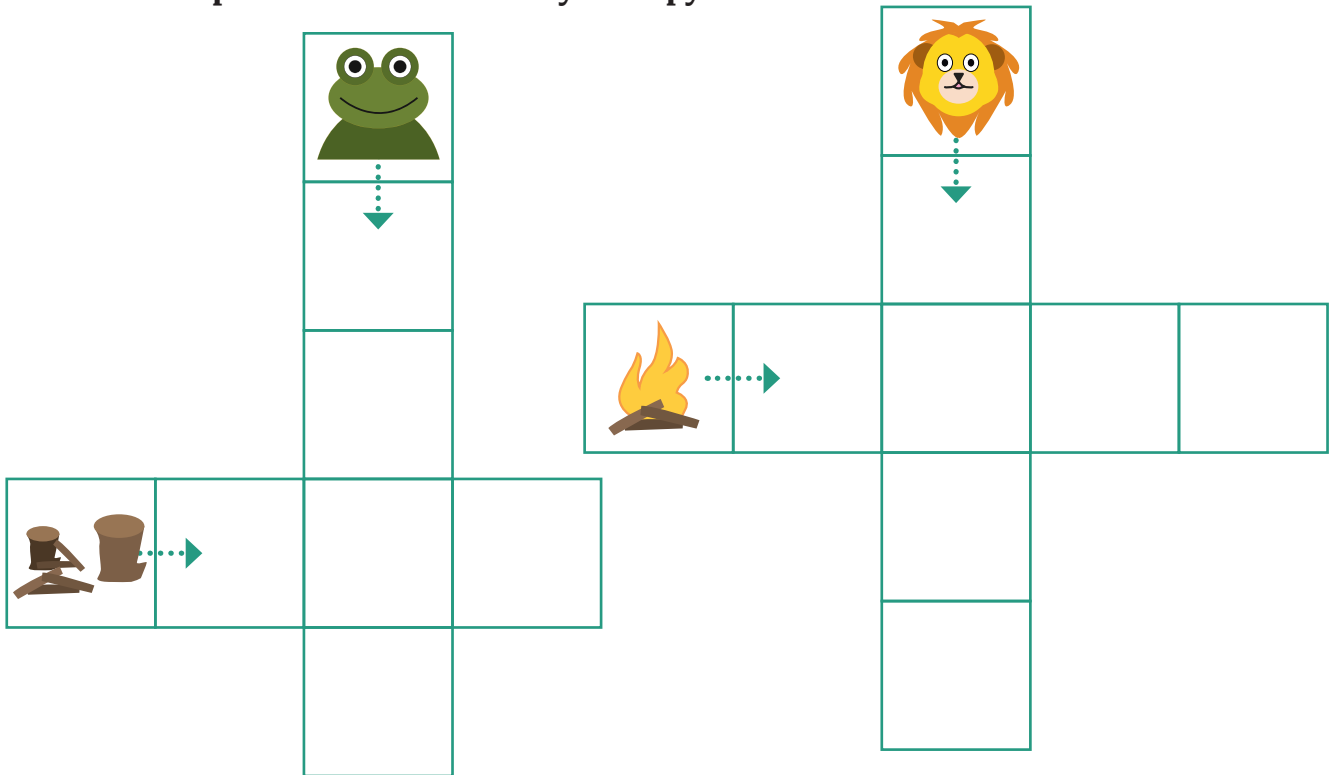
a lake



5

## Activity 10

Draw and complete the crosswords in your copybook and read the words.



## Activity 11

Make the following nouns plural. Write the plural form in your copybook.

Example:

A finger



fingers

1. a leg
2. a log
3. a frog

4. a ladybug
5. a fan
6. a flower

7. a lamp
8. a lemon
9. a fox

## UNIT 3.8

# I CAN DANCE.

I can talk about  
what my family  
members can do.

### Activity 1


🔊 3.34 Listen, point, and repeat.



to sing



to read



to write



to jump



to swim



to dance



to play  
(the guitar)



to draw



to ride  
(a bike)



to run

### Activity 2

🔊 3.35 Listen and repeat.



Can

I can sing.  
You can swim.  
He can read.  
She can write.  
It can jump.  
We can dance.  
You can ride.  
They can draw.



Cannot = can't

I cannot sing. - I can't sing.  
You cannot swim. - You can't swim.  
He cannot read. - He can't read.  
She cannot write. - She can't write.  
It cannot jump. - It can't jump.  
We cannot dance. - We can't dance.  
You cannot ride. - You can't ride.  
They cannot draw. - They can't draw.



### Activity 3

Listen and sing along.

## Activity 4

 3.36 Listen and repeat.






## Activity 5











Find a partner and act out a similar conversation.



## Activity 6

Look at the example below and say what the people can and can't do.

**Example:**  Can it swim? Yes, it can.   
Can it sing? No, it can't. 

				
				
jump	run	play the guitar	sing	read



### Value and Culture

1. Look at the picture and in your copybook write the letter of the picture that shows how to help your family.



2.  3.37 Listen and in your copybook write the letter of the correct picture.



## UNIT 3


# UNIT REVIEW

## Listening

### Activity 1

🔊 3.38 Listen, and in your copybook, write the missing word.


1 This is my mom. She is a dentist.




2 This is my uncle. He is a \_\_\_\_\_.



3 This is my dad. He is a \_\_\_\_\_.



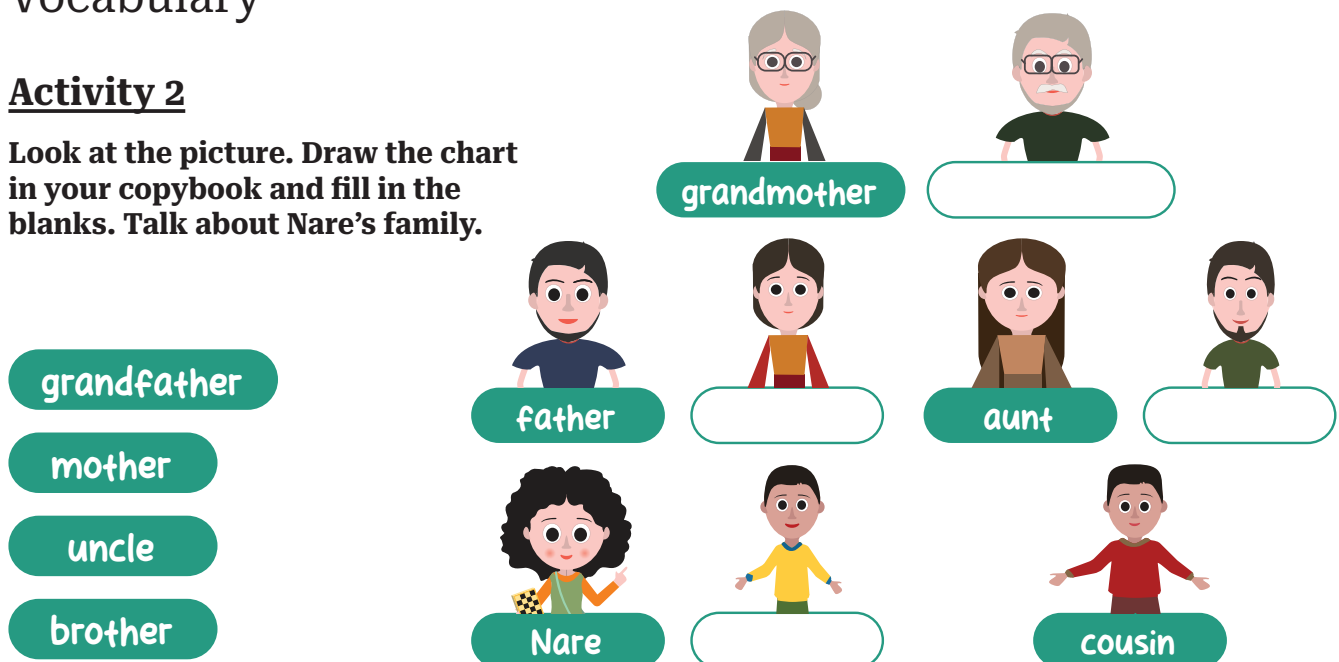
4 This is my aunt. She is a \_\_\_\_\_.



## Vocabulary









### Activity 2

Look at the picture. Draw the chart in your copybook and fill in the blanks. Talk about Nare's family.



### Activity 3

Look at the pictures. Write the correct upper case and lowercase in your copybook.  
Then say which picture goes with the letter.

1	F	b		_____
2	U	f		_____ frog _____
3	R	l		_____
4	V	j		_____
5	L	e		_____
6	E	u		_____
7	B	r		_____
8	J	v		_____

### Reading

#### Activity 4

Read the sentences. In your copybook, write words with new letters.  
Underline the new letters.

1. The red robot has a rose.
2. The hen has eggs.
3. The cat is in a hut.
4. The hat is green and red.
5. The king sings a sad song.
6. The hippo runs fast.

## UNIT 3

# MY VOCABULARY

### Unit 3.1 My big family

#### Իմ մեծ ընտանիքը

a brother /'brʌðər/ եղբայր  
a cousin /'kʌzn/ մորաքրոջ,  
հորաքրոջ, մորեղբոր, հորեղբոր  
որդի կամ աղջիկ  
a father /'fɑːðər/ հայրիկ  
a grandfather /'grænfɑːðər/  
պապիկ  
a grandmother /'grænmʌðər/  
տատիկ  
a mother /'mʌðər/ մայրիկ  
a sister /'sɪstər/ քույր  
an aunt /ænt/  
մորաքույր, հորաքույր  
an uncle /'ʌŋkl/ մորեղբայր,  
հորեղբայր

### Unit 3.2 The Letters E and U

#### E և U տառերը

a bee /biː/ մեղու  
a street /stri:t/ փողոց  
an ear /ɪr/ ականջ  
an eel /i:l/ օձաձուկ  
an egg /eg/ ձու  
an elephant /'elɪfənt/ փիղ  
an umbrella /ʌm'brelə/  
անձրևանոց  
to peel /pi:l/ կնձել  
to see /siː/ տեսնել  
to sweep /swi:p/ ավել  
up /ʌp/ վերև

### Unit 3.3 My dream job

#### Իմ երազանքի աշխատանքը

a cook /kʊk/ խոհարար  
a dentist /'dentɪst/ ատամնաբույժ

a doctor /'dɑːktər/ բժիշկ  
a farmer /'fɑːrmər/  
ագարակատեր  
a housewife /'haʊswaɪf/ տնային  
տնտեսուհի  
a pilot /'paɪlət/ օդաչու  
a teacher /'tiːtʃər/ ուսուցիչ  
to become /brɪ'kʌm/ դառնալ

### Unit 3.4 The letters R and V

#### R և V տառերը

a rabbit /'ræbɪt/ նապաստակ  
a rat /'ræt/ առնետ  
a robot /'rəʊbɑ:t/ ռոբոտ  
a rose /rəʊz/ վարդ  
a van /væn/ ֆուրգոն  
a vase /veɪs/ ծաղկաման  
a vegetable /'vedʒtəbl/  
բանջարեղեն  
a violet /'vaɪələt/ մանուշակ  
a violin /,vaɪə'lon/ ջութակ  
rice /raɪs/ բրինձ  
to row /rəʊ/ վարել

### Unit 3.5 Grandma's birthday

#### Տատիկի տարեդարձը

a candle /'kændl/ մոմ  
a card /kɑːrd/ քարտ, բացիկ  
a gift /ɡɪft/ նվեր  
a guest /ɡest/ հյուր  
a neighbor /'neɪbə/ հարևան  
a party /'pɑːrti/ խնջույք  
to blow /bləʊ/ փչել

### Unit 3.6 The Letters B and J

#### B և J տառերը

a ball /bɔːl/ գնդակ

a bear /ber/ արջ  
a bike /baɪk/ հեծանիվ  
a boat /bəʊt/ նավ  
a boy /bɔɪ/ տղա  
a bus /bʌs/ ավտոբուս  
a jam /dʒæm/ ջեմ  
a jeep /dʒiːp/ ջիպ  
a jellyfish /'dʒelɪfɪʃ/ մեղուգա  
a jet /dʒet/ ինքնաթիռ  
juice /dʒuːs/ հյութ  
to jump /dʒʌmp/ թռնել

### Unit 3.7 The Letters L and F

#### L և F տառերը

a fan /fæn/ հովհար  
a finger /'fɪŋɡər/ մատ  
a flower /'flaʊər/ ծաղիկ  
a fox /fɑːks/ աղվես  
a frog /frɑːɡ/ գորտ  
a ladybug /'leɪdɪbʊːrd/ զատիկ  
a leg /leg/ ոտ  
a lake /leɪk/ լիճ  
a lemon /'lemən/ լիմոն  
a log /lɒɡ/ փայտի կտոր  
a lion /'laɪən/ առյուծ  
fire /'faɪər/ կրակ

### Unit 3.8 I can dance.

#### Ես կարող եմ պարել:

to dance /dæns/ պարել  
to draw /drɔː/ նկարել  
to read /riːd/ կարդալ  
to ride /raɪd/ քշել  
to run /rʌn/ վազել  
to sing /sɪŋ/ երգել  
to write /raɪt/ գրել

Retrieved from: [www.oxfordlearnersdictionaries.com/definition/american\\_english](http://www.oxfordlearnersdictionaries.com/definition/american_english)




# PROGRESS CHECK

## Listening

### Activity 1

 Look at the colors, draw them in your copybook and name them. Listen and write the correct number on each picture.

Example:



## Vocabulary

### Activity 2

In your copybook, write the correct word next to the number of the correct picture.


ant

gym

mom

pen

music



1

2

3

4

5

### Activity 3

Write the complete words with the missing letter in your copybook.

Example:



book

1



\_\_abbit

2



\_\_uck

3



\_\_nake

4



\_\_at

5



\_\_gg

6



\_\_ippo

### Reading

#### Activity 4

Read the sentences. In your copybook write the letter of the correct picture next to the number.

1

She is a dentist.

a



b



c



4

A sad king sings.

a



b



c



2

It can swim.

a



b



c



5

The cat is under the box.

a



b



c



3

He is a farmer.

a



b



c



# Grammar

## Activity 5

Look at the chart and write in your copybook about the people using **have/has** or **don't have/doesn't have**.







Example:



✓ Mr. Wright.  
Mr. Wright has a bottle.

✓ = have/has

✗ don't have/doesn't have

Jack	Nare	Nare and Rosie	Teo	Ms. White	Ming
					
✗	✗	✓	✓	✗	✗

## Speaking



## Activity 6

In pairs, look at the pictures and say what each person **can do** and **cannot do**.

Example:







✓ Mr. Wright.



Mr. Wright can run.

✓ = can

✗ = cannot/ can't

Rosie	Nare	Jack	Teo	Ms. White	Ming
					
✓	✗	✗	✓	✓	✗

## Activity 7

In your copybook, write the missing word next to the correct number.

How old

How

What

What color

When

Where

Example:

**Where** is the cat?  
It's under the table.

1

\_\_\_\_\_ is it?  
It is red.

4

\_\_\_\_\_ are you?  
I am fine.

2

\_\_\_\_\_ are you?  
I am 9.

5

\_\_\_\_\_ time is it?  
It is 11 o'clock.

3

\_\_\_\_\_ do we have chess?  
We have chess on Monday.



## Activity 8

In pairs, practice asking and answering questions in Activity 7.

## Activity 9

Look at Nare's Family Tree and tell about it.

Example:

Nare's grandmother is a doctor. Her name is Nane.



grandmother



grandfather



father



mother



aunt



uncle



Nare



brother



cousin





## Activity 10

In pairs, look at the table and name Nare's, Teo's, Jack's, Ming's and Rosie's favorite subjects.

**Example:**

Jack's favorite subject is Math.

Nare's favorite subject is not music. Nare's favorite subject is chess.

	Jack	Nare	Rosie	Teo	Ming
✓					
✗					

## Activity 11

a) Look at the table and see how many things you know about your friend. Write in your copybook.

Favorite color	
Favorite number	
Favorite subject	
My friend can	
My friend cannot	

b) Talk to your friend to check your answers.

## Activity 12

Read the sentences and fill in the blank with the correct word.

It is a place in school.  
You read books there.

\_\_\_\_\_

You can get it when you  
mix red and white color.

\_\_\_\_\_

He is Nare's uncle.  
He is a farmer. His name is

\_\_\_\_\_

### Activity 13

Make your own riddle similar to Activity 12.

### Activity 14

🔊 Listen and repeat.



### Activity 15

In groups, make a conversation similar to Activity 14.

# SELF-ASSESSMENT

## Unit 1: Self Assessment

### I can ...

- a. say hello and introduce myself
- b. ask and answer simple questions
- c. name colors and numbers
- d. talk about my classmates and myself
- e. name my emotions/feelings
- f. describe my friend
- g. name, read, and write the letters S, A, T, P, I, N, M



## Unit 2: Self Assessment

### I can ...

- a. talk about places in our school
- b. name and talk about school subjects
- c. name the days of the week and tell the exact time.
- d. name things in my classroom using 'There is/are...'
- e. name, read, and write the letters D, G, O, C, K, H



## Unit 1: Self Assessment

### I can ...

- a. talk about my family members
- b. talk about jobs
- c. talk about birthday parties
- d. talk about what my family members can do
- e. name, read, and write the letters E, U, R, B, F, L, J, V



## REFERENCES

- Winnie the Pooh and the Honey Tree, Up, Down, Touch the Ground (Sing Along Song) ([youtube.com](https://www.youtube.com))
- Roses are Red, by Sir Edmund Spense, 1784
- Row, Row, Row Your Boat by Eliphalet Oram Lyte, 1852

# CONTENTS

	VOCABULARY	GRAMMAR	PHONICS
<b>STARTER UNIT</b> Lesson 1: Let's meet Nare! Lesson 2: How are you? Lesson 3: How old are you? Lesson 4: Colors	Hello, Hi, Goodbye, Numbers 1-10 Colors		
<b>UNIT 1: My Friends and I</b> Unit 1.1: My Classmates Unit 1.2: He is happy. Unit 1.3: My friend is smart. Unit 1.4: Letters S and A Unit 1.5: New Acquaintances Unit 1.6: Letters T and P Unit 1.7: Letter I Unit 1.8: Letters N and M	Adjectives, Numbers 1-20	Verb 'to be', Singular and plural nouns, a/an/the	S, A, T, P, I, N, M
<b>UNIT 1 REVIEW</b>			
<b>UNIT 2: At School</b> Unit 2.1: Our School Unit 2.2: School Subjects Unit 2.3: Letter D and Days of the Week Unit 2.4: In My Classroom Unit 2.5: Letters G and O Unit 2.6: Letter C Unit 2.7: Letter K Unit 2.8: Letter H	School subjects, Places at school, Days of the week, Time, School supplies	There is.../ There are Prepositions of place, Prepositions of time, Imperatives	D, G, O, OO, C, K, CK, H, SH, CH
<b>UNIT 2 REVIEW</b>			
<b>UNIT 3: Family Tree</b> Unit 3.1: My Big Family Unit 3.2: Letters E and U Unit 3.3: My Dream Job Unit 3.4: Letters R and V Unit 3.5: Grandma's Birthday Unit 3.6: Letters B and J Unit 3.7: Letters L and F Unit 3.8: I can Dance.	Family members, Jobs, Parties and celebrations, Actions	Have/has possessive 's can/can't	E, U, R, V, B, J, L, F, EE
<b>UNIT 3 REVIEW</b>			
<b>Progress Check UNITS 1-3</b>			
<b>Self Assessment UNITS 1-3</b>			
<b>References</b>			

SKILLS	VALUE AND CULTURE	PAGES
<b>Listening:</b> Practicing hello and goodbye, saying numbers, colors <b>Speaking:</b> asking and answering simple questions		3
<b>Listening:</b> Naming adjectives; naming, reading and pronouncing sounds and words that start with the sounds S,A,T,P,I,N,M <b>Speaking:</b> asking and answering Wh- questions about friends <b>Reading:</b> syllables and words <b>Writing:</b> Practice writing the letters.	The importance of friendship	9
		29
<b>Listening:</b> Naming places at school, school subjects, supplies, days of the week. <b>Speaking:</b> Asking and answering questions about your school <b>Reading:</b> Syllables, words, sentences, and short passages <b>Writing:</b> Practice writing the letters.	The importance of taking care of school and school property.	33
		61
<b>Listening:</b> Naming family members, jobs, having parties. <b>Speaking:</b> Asking and answering questions about family. <b>Reading:</b> Syllables, words, and short sentences. <b>Writing:</b> Practice writing letters.	The importance of family and family events.	65
		91
		94
		100
		101

