

English

Hasmik Nersesyan
Kristine Tonoyan
Anna Arakelyan

Part 2



3

Hasmik Nersesyan, Kristine Tonoyan, Anna Arakelyan

ENGLISH

3

Part 2

Երևան, 2024

«Հայաստանի մանուկներ» բարեգործական հիմնադրամ

Հեղինակներ՝


Հասմիկ Ներսեսյան
Քրիստինե Տոնոյան
Աննա Առաքելյան

Ձևավորում՝

Սեդրակ Մկրտչյան
Կարեն Պետրոսյան

Չայնագրությունների
պատասխանատու՝

Էվելին Բըրդ



ՀԱՅԱՍՏԱՆԻ
ՍԱՆՈՒԿՆԵՐ
ՀԻՄՆԱԴՐԱՍ

Անգլերեն: Դասագիրք հանրակրթական ուսումնական
հաստատությունների 3-րդ դասարանի համար:
Դասագիրքը ստեղծվել է «Հայաստանի մանուկներ»
բարեգործական հիմնադրամի (ՔՈԱՖ/COAF) կողմից:

© Հ. Ներսեսյան, 2024

© Ք. Տոնոյան, 2024

© Ա. Առաքելյան, 2024

© «Հայաստանի մանուկներ» բարեգործական հիմնադրամ, 2024



Տպագրությունը՝ օֆսեթ
Թուղթը՝ օֆսեթ
Չափսը՝ 205մմ x 260մմ
Էջերի քանակը՝ 112 էջ
Ծավալը՝ 7 տպագրական մամուլ
Տպագրական գույները՝ 4x4
Տպաքանակը՝ 200

Այս հղումով հասանելի են
ձայնային բոլոր նյութերը:



UNIT 4

AT HOME

I can identify different rooms in the house.



UNIT 4.1

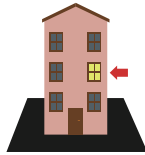
MY HOUSE

Activity 1

4.1 Listen and repeat.




a house




an apartment



a roof




a chimney



a door



a window



a garden



stairs



upstairs/
downstairs

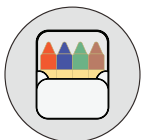


a garage




Activity 2

Listen and sing along.



Activity 3

4.2 Listen to Nare.
Draw and color her house
in your copybook.



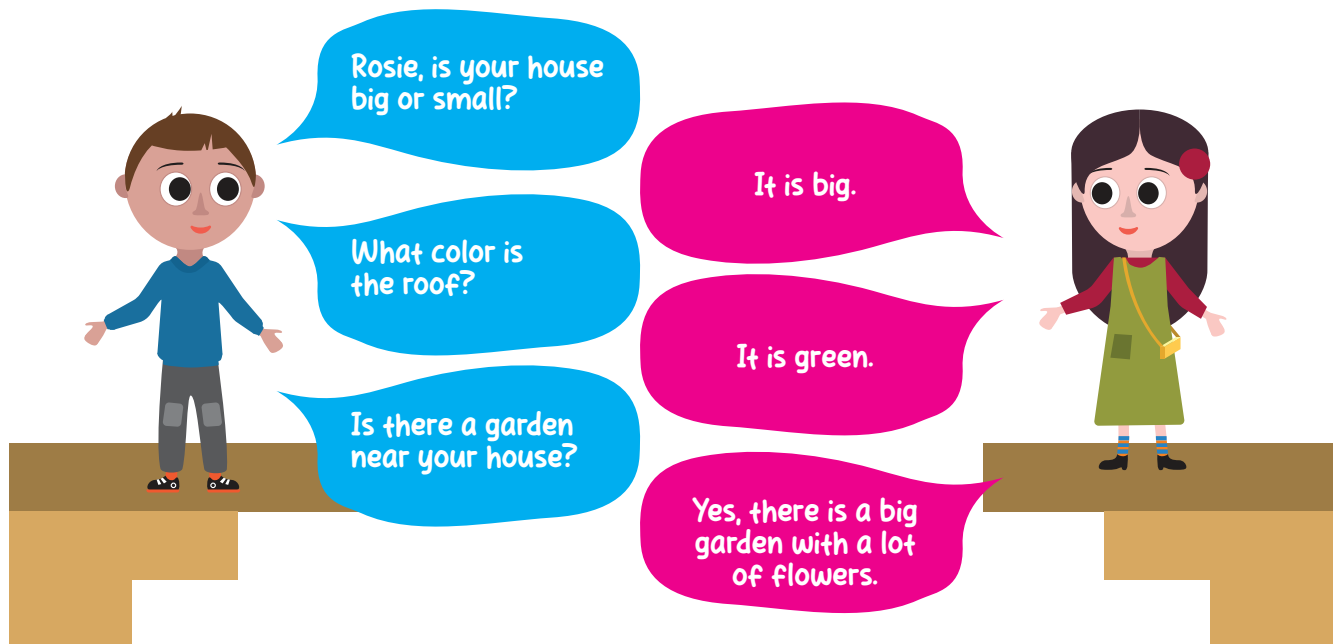
Activity 4

 4.3 Listen and look at the pictures. In your copybook, match the letter to the correct number from the audio.



Activity 5

 4.4 Listen to Rosie and Teo talk about their houses and repeat the conversation.



Activity 6

 4.4 Listen again and decide which one is Rosie's house.






Activity 7


Act out a conversation similar to Activity 5.

Activity 8


 4.5 Listen, point, and repeat.



a hall



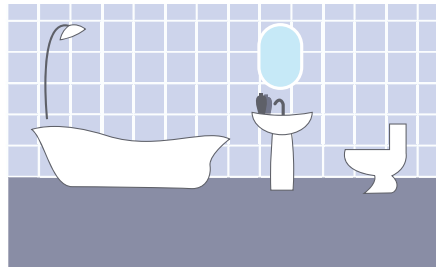
a living room




a bedroom



a kitchen



a bathroom



a study

Activity 9

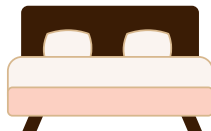
Look at the pictures. In your copybook, next to the correct number write in which room you can find the items.




1



2



3



4



5



6

Activity 10

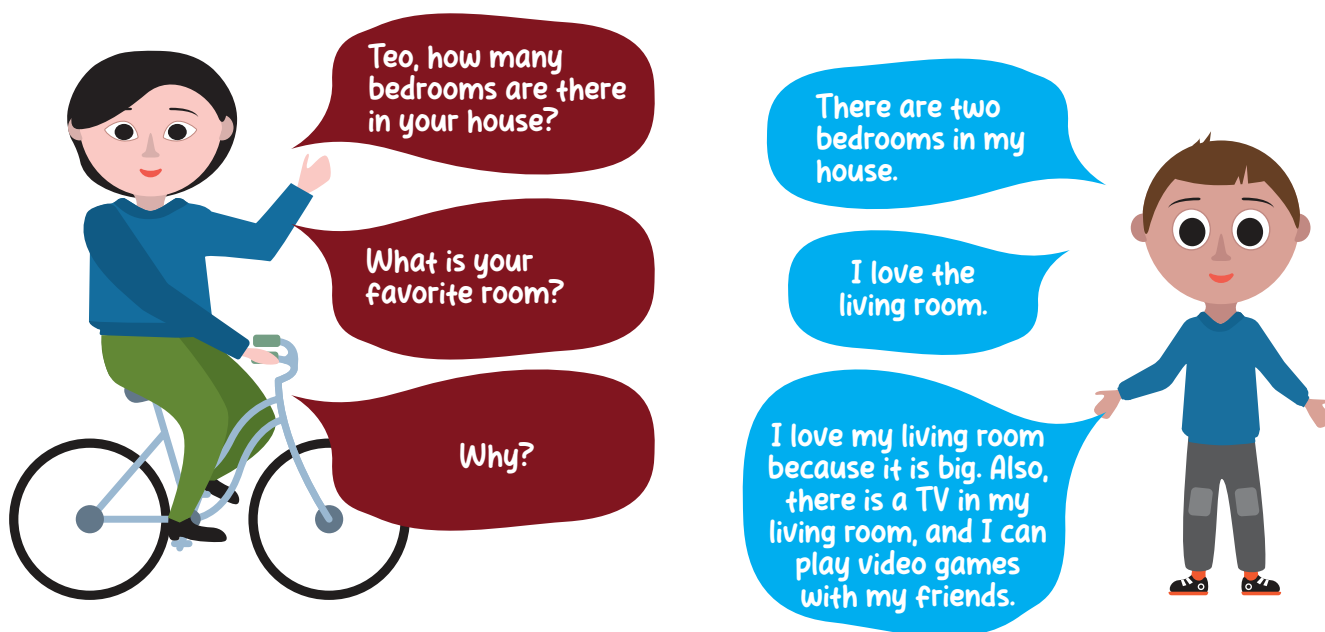
🔊 4.6 Listen and decide who is in each room. In your copybook, write the names of each person in the room: Jack, Teo, Nare, or Ming.



1 _____ 2 _____ 3 _____ 4 _____

Activity 11

🔊 4.7 Listen to Teo and Ming talk about their houses and repeat the conversation.




Activity 12

Act out a conversation similar to Activity 11.

UNIT 4.2

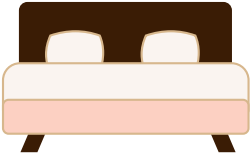
MY ROOM

I can talk about my room.



Activity 1

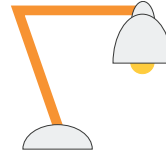
🔊 4.8 Listen, point, and repeat.




a bed



a wardrobe




a lamp



a shelf



a plant



a carpet



a mirror



Activity 2

Listen and sing along.

Activity 3


Read and in your copybook match the sentences to the pictures.

1 There is a lamp on the desk.

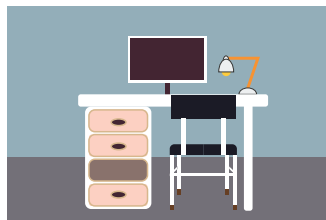
2 There are toys in the bed.

3 There is a guitar next to the bed.


4 There are books on the shelf.




a



b



c



d

Activity 4

 4.9 Listen to Nare talk about her room and repeat.



Nare's room

My favorite room in our house is my bedroom. I like it because it is big and nice. The walls are pink. The bed is big and cozy. There is a lamp near my bed and some books on the shelf.

There are some flowers near the mirror. There are two small carpets on the floor, one is green and one is white. There is a picture of a mountain on the wall. The room is tidy. I clean it every Sunday.

Activity 5

 4.9 Listen again. In your copybook, put a tick  or a cross  next to the number of the sentence.

Example:



There are books on the shelf.

1. There is a computer in Nare's room.



2. There is a big bed in Nare's room.

3. The walls in Nare's room are red.

4. There are toys on the bed.

Activity 6

 4.10 Listen and look at the pictures. In your copybook, match the number to the correct name: Teo, Ming, or Rosie.



Activity 7

 **4.10 Listen again. In your copybook, put a tick  if the sentence is true or a cross  if it is not next to the number of the sentence.**

Example:



Teo has a globe in his room.

☐

Rosie's room is red.

☐

Ming's room is tidy.

☐

Teo's room is tidy.

☐

Rosie has a guitar in her room.

☐

Ming has a computer in his room.

☐

Teo's room is green.



Activity 8

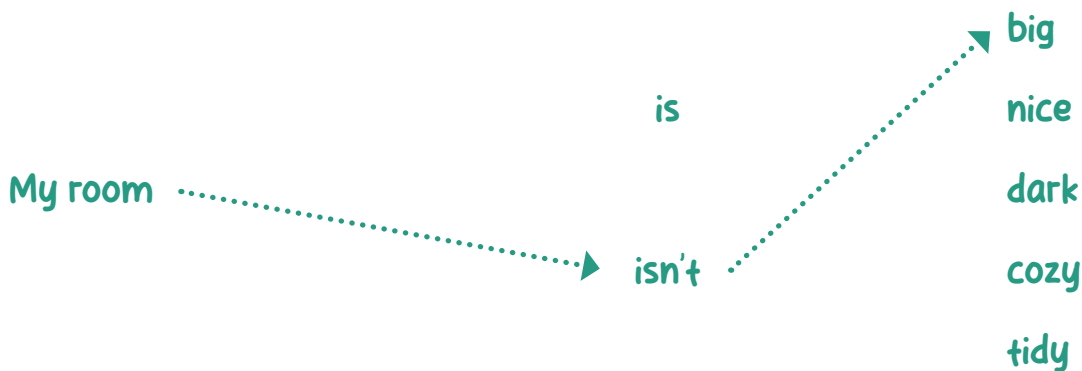
Act out a conversation similar to Activity 5.

Activity 9

Build sentences about your room using the pattern below.

Example:

My room isn't big.

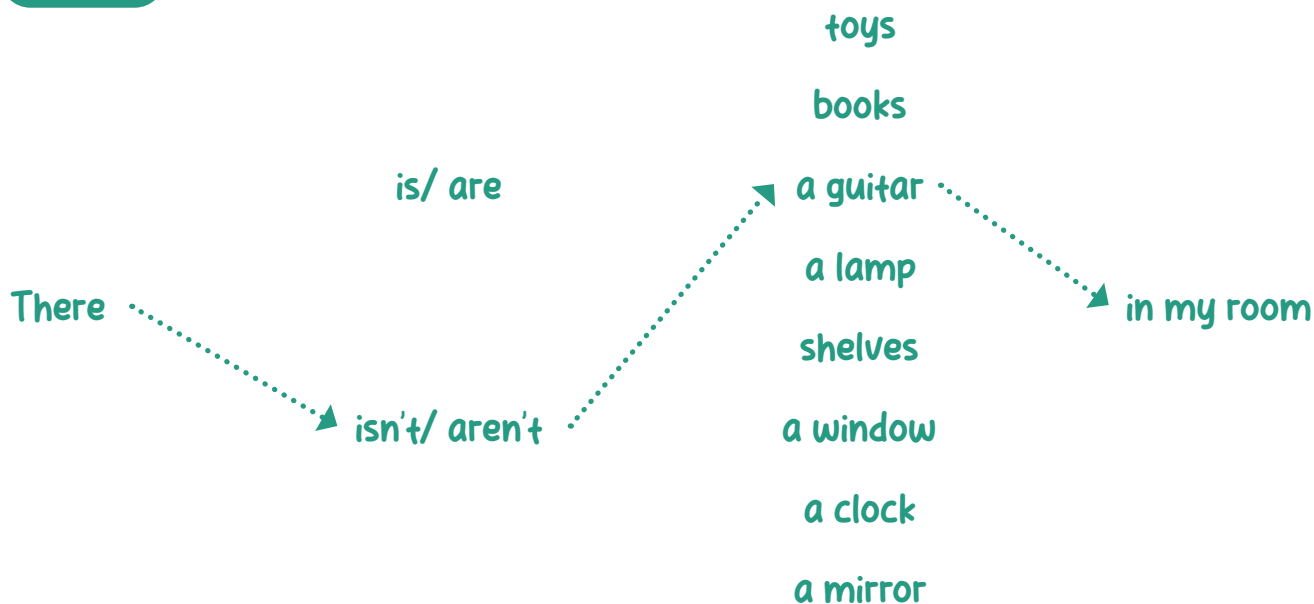


Activity 10

Build sentences about your room using the pattern below.

Example:

There isn't a guitar in my room.



Activity 11

Draw the word search puzzle in your copybook. Find and highlight the words connected with a room.

My room

Y	T	Z	D	P	L	W	Z	J	B
Z	B	M	H	N	M	V	P	H	Z
O	Y	I	L	P	L	A	N	T	C
C	A	R	P	E	T	O	L	A	L
D	F	R	E	U	D	K	S	W	O
G	L	O	F	T	P	A	N	K	S
P	E	R	Y	X	S	I	C	G	E
W	H	B	D	Y	B	O	U	W	T
S	S	E	I	U	L	R	P	B	D
N	Y	D	T	C	E	P	F	B	G

LAMP

CLOSET

POSTER

BED

CLOCK

SHELF

PLANT

TIDY

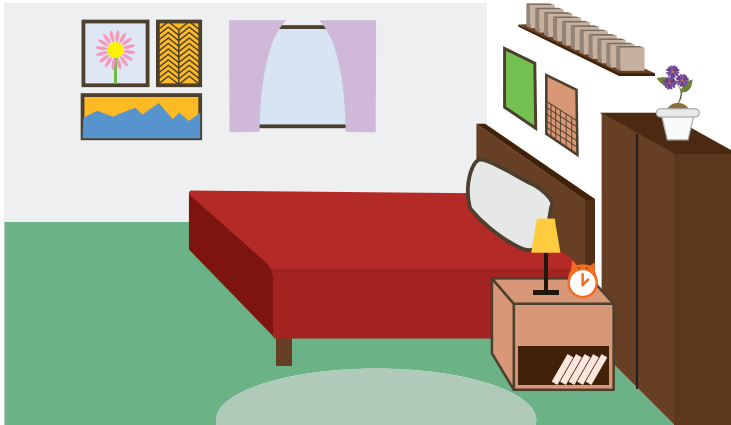
CARPET

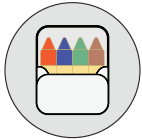
COZY

MIRROR

Activity 12

Use ***There is (isn't)...***/***There are (aren't)...*** to write about the room in the picture in your copybook.





Activity 13

Draw your dream room and tell the class about it.

UNIT 4.3

LETTERS W AND X

I can name, read,
and write the
letters W and X.



Activity 1

🔊 4.11 Listen, point, and repeat.

W w




water




a watch




a wolf



a well



a wagon



a whale



Activity 2

Listen and sing along.

Activity 3

🔊 4.12 Listen, point, and repeat.

X x




a box



an ox



a fox



to fix

6

six



Activity 4

Listen and sing along.

Activity 5

 4.13 Listen and repeat.

Activity 6


Practice writing in your copybook.

W w _____

X x _____

This is a wolf.
The wolf is grey.
The grey wolf is happy.

This is a fox.
The fox is orange.
The orange fox is sitting.



Activity 7

Look at the pictures. In your copybook, write the words next to the number.


Example:

3

six



1



2




3



4



5



6

Activity 8

Read the sentences and in your copybook write A or B next to the numbers.

1

The white whale swims in the sea.



a



b

2

The big white van is on the road.



a



b

3

The girl is watering a flower.



a




b

4 Dad fixes a bike.



a



b

5 The watch is green.



a



b

Activity 9

4.14 Write the complete words with the missing letter in your copybook: *a, o, e, h, or i*.

1 f_x

3 w_lf

5 w_ite

2 w_ter

4 f_x

6 b_x

Activity 10

Find the word, write it in your copybook and read it.

X	W	Z	D	P	E	X	H	E	R	Z	L	X
U	S	G	T	O	M	A	V	D	I	D	P	N
C	R	M	X	Y	T	S	I	X	N	X	O	B
K	A	I	G	A	P	S	T	V	W	M	I	K
I	W	D	J	Y	T	S	N	C	I	B	Y	F
R	L	X	Z	I	W	B	D	J	S	A	L	W
V	E	U	P	D	A	H	W	P	T	D	S	T
I	T	T	X	M	Z	I	A	H	N	U	F	C
Y	X	O	A	K	O	E	J	L	I	K	D	K
A	F	L	O	W	S	B	G	Y	E	T	G	W
X	G	M	G	Q	K	A	J	O	W	I	E	S
G	L	E	L	I	X	B	O	D	W	L	M	T
T	M	X	Q	Y	M	J	O	J	L	A	X	Z

WOLF

WHITE

WHALE

BOX

FOX

WATER

SIX

OX

WELL

FIX

UNIT 4.4

HOUSE CHORES

I can talk about house chores.



Activity 1

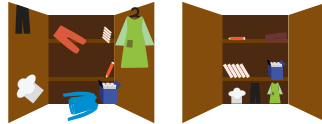
4.15 Listen, point, and repeat.




to cook



to clean



to tidy



to make the bed



to set the table



to buy bread



to feed



to take out trash

Activity 2

4.16 Listen to Nare talk about her everyday chores. In your copybook, tick ☒ next to the chores she does and cross ☐ next to the ones she does not do



1



2



3



4



5



6



7



8














Activity 3

 **4.17 Listen and answer the questions.**

1. What day is today?
2. What chore does Nare have today?
3. What chore does Nare like doing?
4. What chore does Nare hate doing?

Activity 4

 **4.18 Listen to Teo, Ming, and Jack talk about their house chores, and tick the pictures according to their answers.**

 Yes  No								
 Jack								
 Teo								
 Ming								
























Activity 5

Act out a similar conversation with a partner.

Activity 6






Look at the following table and talk about Rosie's chores.

Monday	Tuesday	Wednesday	Thursday	Friday	Saturday	Sunday
						
						
						



Activity 7

In pairs write Nare's, Rosie's, Jack's, Ming's, and Teo's chores, in your copybook.


Activity 8

Make a table about your house chores similar to Activity 7.

UNIT 4.5

LETTER Y

I can name, read and write the letter y.



Activity 1

4.19 Listen, point, and repeat.

Y y



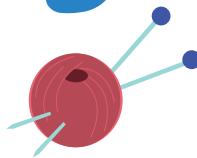
a yo-yo



a yogurt




yellow



yarn



young



yummy



a teddy



happy




a puppy



sunny



funny



yummy



Activity 2

Listen and sing along.

Activity 3

4.20 Listen and repeat.


Activity 4

Practice writing in your copybook.

Y y _____

This is yarn.
The yarn is pink.
The pink yarn is on the table.

This is a puppy.
The puppy is brown.
The brown puppy is nice.



Activity 5

Look at the pictures, read the words, and in your copybook write the correct word next to the correct number.

Example:

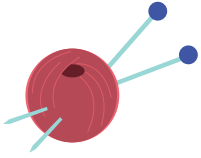
3

sunny

funny

yarn

sunny



1



2



3

young

yummy


teddy



4



5



6

Activity 6

Read the sentences and look at the pictures. In your copybook, match the letter to the correct number.

1

The yo-yo is next to the box.

2

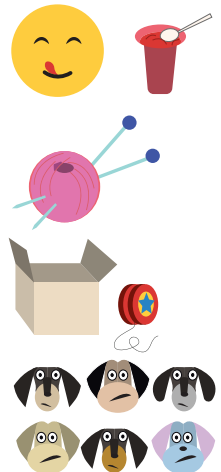
Six puppies look sad.

3

The yogurt is yummy.

4

The yarn is pink.





Activity 7

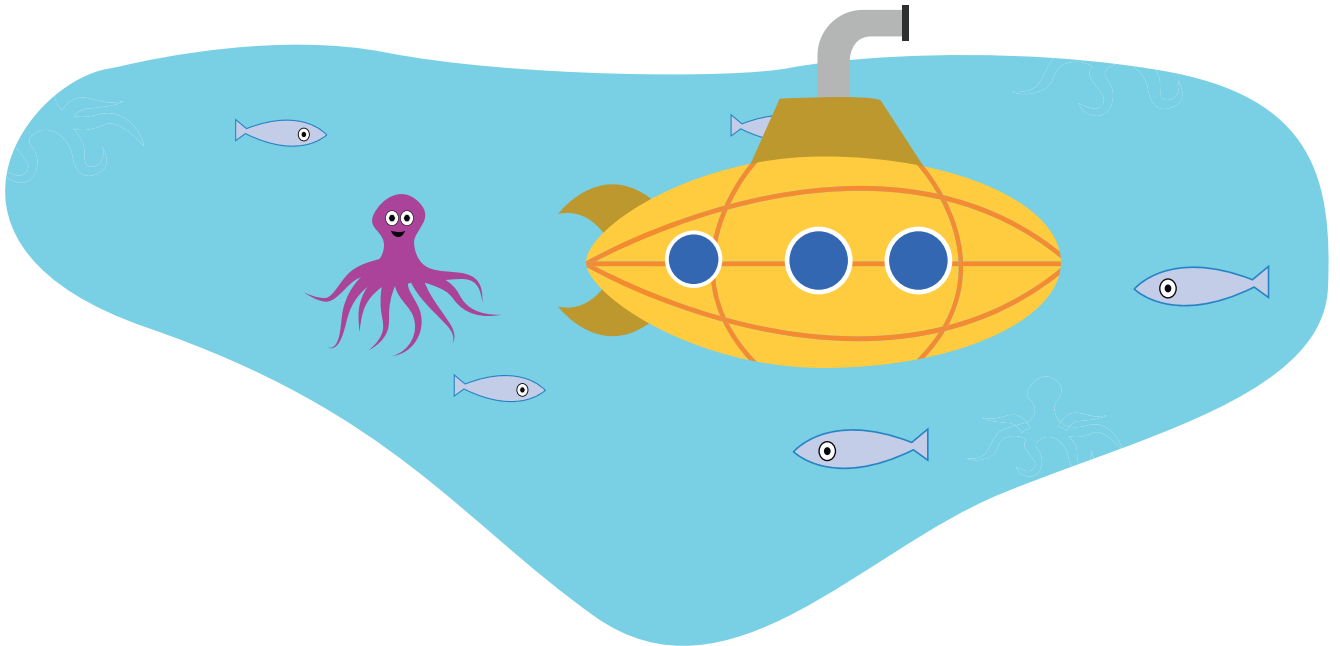
Listen to the song and clap everytime you hear the word YELLOW.

Yellow Submarine

We all live in a yellow submarine,
Yellow submarine, yellow submarine,
We all live in a yellow submarine,
Yellow submarine, yellow submarine,

And our friends are all aboard,
Many more of them live next door,
And the band begins to play.

We all live in a yellow submarine,
Yellow submarine, yellow submarine,
We all live in a yellow submarine,
Yellow submarine, yellow submarine.



UNIT 4.6


THIS/ THAT/ THESE/THOSE



I can talk about my things using this/that/these/those.


Activity 1

4.21 Listen, point, and repeat.



THIS

This is my cat.



THAT

That is my cat.

Activity 2

Look at the pictures. Write the missing word (This/That) in your copybook next to the number.

Example:

this teddy →



that box →



1

_____ lamp →



2

_____ book →



3

_____ girl →



4

_____ wolf →



5

_____ cake →




6

_____ yogurt →



Activity 3

🔊 4.22 Listen and repeat.




Activity 4

Act out a conversation similar to Activity 3.

Activity 5

🔊 4.23 Listen, point, and repeat.




THIS

This is my cat.

THAT

That is my cat.



THESE

These are my cats.

THOSE

Those are my cats.

Activity 6

Look at the pictures. Name the pictures using This/That in your copybook next to the number.

Example:

this pen



1



2



3



4



5



6



Activity 7

Make the words from Activity 6 into plurals. Write the plurals in your copybook.

Example:

this pen



these pens.

UNIT 4.7

LETTERS Q AND Z

I can name,
read, and write
the letters Q
and Z.



Activity 1

🔊 4.24 Listen, point, and repeat.

Q q



a queen

quick

quiet

a quilt

a question

a quarter



Activity 2

Listen and sing along.

Activity 3

🔊 4.25 Listen, point, and repeat.

Z z



a zebra

zero

a zoo

a zipper

zig zag



Activity 4

Listen and sing along.

Activity 5

 4.26 Listen and repeat.

Activity 6


Practice writing in
your copybook.

Q q

Z z

This is a queen.
The queen is smart
and pretty.

This is a zebra.
The zebra is quick.
The zebra is black
and white.



Activity 7

 4.27 Listen and look at the pictures. In your copybooks, match the letter to the correct number from the audio.



a



b



c



d



e

Activity 8

Read the text and use the picture code.



= zebra



= queen



= zoo



= quiet







= bear



= lion

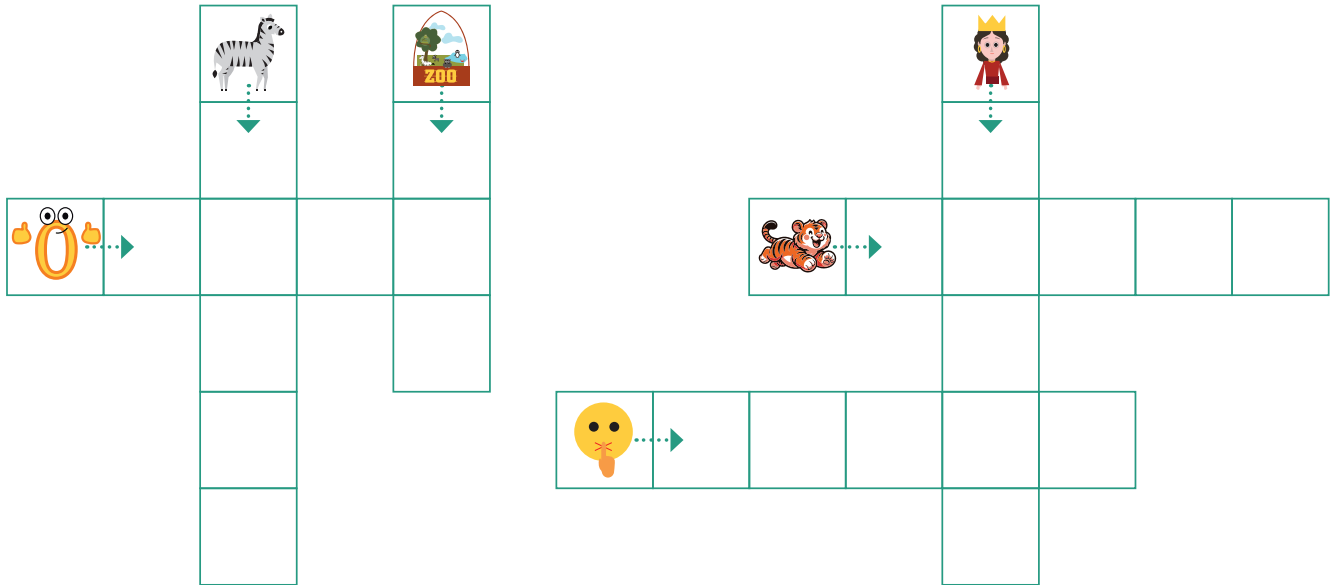
The   is in the . She wants to see a , but the  is sleeping. She wants to see

a , but the  is sleeping. She wants to see a , but the lion is sleeping, too. Is this

really a good  ?

Activity 9

Draw the crossword puzzle in your copybook, solve it, and read the words.



Activity 10

🔊 4.28 Listen, repeat, and read the sentences. Write the words with **q** and **z** in your copybook. Underline letters **q** and **z**.

1 The quiet queen quickly runs to get her quilt.

2 The queen has a pet kangaroo.

3 Zack, the zebra, is in the zoo.


4 There are six zebras in the zoo.



UNIT 4.8

THREE LITTLE PIGS

I can read and act out 'Three Little Pigs'.



Activity 1


🔊 4.29 Listen and repeat.




straw



wood



brick



to build




hard working



a tail



scared



lazy

Activity 2

🔊 4.30 Listen to the story.

Three Little Pigs

There are three little pigs: Pete, Tom and Bob. They want to build a house. Pete and Tom are lazy, but Bob is hard working.

"I will build my house from straw," says Pete.

"I will build my house from wood," says Tom.

Bob says: "I will build my house from brick."



Pete and Tom finish their houses and play. Bob finishes his house later.


One day a hungry wolf sees the pigs. He goes to Pete and says: "Open the door!" "No!" Pete says. "Then I will huff and I will puff and I will blow your house down!" he wolf says. The wolf

huffs and puffs and blows the house down. Pete runs to Tom's house. The wolf comes again. "Open, quickly!" he says. The pigs say "No!"

The wolf says: "I will huff and I will puff and I will blow your house down." The wolf huffs and puffs and blows the house down. Pete and Tom run to Bob's house. They are scared. But Bob has a plan. Bob makes a fire. The wolf comes and says: "Open the door or I will huff, I will puff, and I will blow your house down!" The wolf huffs and puffs but the house does not move. The wolf tries again. And again it does not move. The wolf goes up onto the roof and jumps down the chimney. The fire Bob makes burns the wolf's tail. The wolf runs and the pigs are happy.

Activity 3

Look at the pictures. In your copybook, match the letter to the correct number.



Activity 4

4.31 Listen to the sentences and in your copybook write **Pete**, **Tom**, **Bob** or **WOLF** next to the number.

1. _____ builds a house from straw.
2. _____ runs to Tom's house.
3. _____ go to Bob's house.
4. _____ huffs and puffs and blows the house down.
5. _____ has the best house.

Activity 5

Look at the pictures and write 5 differences in your copybook.




Activity 6

In groups, act out the story of Three Little Pigs using paper puppets. (see Teacher's Manual)



Value and Culture

1. Look at the pictures. In your copybook, write the letter of the picture you think shows a tidy room.



2.  4.32 Listen and write the letter of the correct picture in your copybook.



UNIT REVIEW

Activity 1

1 How many bedrooms are there in Teo's house?

- # Vocabulary

Activity 2

a hall



Activity 3

Look at the pictures. In your copybook, write the number and the correct complete word with the missing letters: **t, w, d, o, r**.



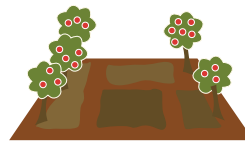
d_or



_oof



s_airs



_indow



gar_en

Activity 4

Look at the pictures. Write the correct upper case and lowercase in your copy book. Then say which picture goes with the letter.

Example:

Z



z



zero

W

y

X

z

Y

w

Z

q

Q

x

1



2



3



4



5



Reading

Activity 5

Read the sentences. In your copybooks match the letter to the correct sentence.

Example:

Zack, the zebra is in the zoo.



f



1

Dad can fix the TV.

a



2

The queen is smart.

b



3

The yogurt is yummy.

c



4

The puppy is happy and brown.

d



5

The girl waters a flower.

e



UNIT 4

MY VOCABULARY

Unit 4.1 My home

Իմ տունը

a bedroom /'bedrʊm/ ննջարան
a chimney /'tʃɪmni/ ծխնեկույզ
a door /flæt/ դուռ
a garage /gə'reɪdʒ/ ավտոտնակ
a hall /hɔ:l/ միջանցք
a kitchen /'kɪtʃɪn/ խոհանոց
a living room /'lɪvɪŋ rʊm/ հյուրասենյակ
a roof /ru:f/ կտուր
a study /'stʌdi/ աշխատասենյակ
a window /'wɪndəʊ/ պատուհան
an apartment /ə'pɑ:tmənt/ բնակարան
downstairs /,daʊn'sterz/ ներքև
stairs /sterz/ աստիճաններ
upstairs /,ʌp'sterz/ վերև

Unit 4.2 My room

Իմ սենյակը

a bed /bed/ անկողին
a carpet /'kɑ:rpɪt/ գորգ
a mirror /'mɪrər/ հայելի
a plant /plænt/ բույս
a shelf /ʃelf/ պահարան
a wardrobe /'wɔ:rdreɪb/ զգեստապահարան
cozy /'kəʊzi/ հարմարավետ
tidy /'taɪdi/ կոկիկ

Unit 4.3 Letters W and X

W և X տառերը

a box /bɑ:ks/ տուփ
a wagon /'wæɡən/ սայլակ
a watch /wɑ:tʃ/ ժամացույց
a well /wel/ ջրհոր
a whale /weɪl/ կետ
a wolf /wʊlf/ գայլ
an ox /ɑ:ks/ ցուլ
to fix /fiks/ նորոգել

Unit 4.4 House chores

Տնային գործեր

to clean /kli:n/ մաքրել
to feed /'fi:ð/ կերակրել
to tidy /'taɪdi/ հավաքել
trash /træʃ/ աղբ

Unit 4.5 Letter Y

Y տառը

a yarn /jɑ:rn/ թելի կծիկ
yo yo /'jəʊ jəʊ/ յո-յո
yogurt /'jəʊɡɜ:t/ յոգուրտ
yummy /'jʌmi/ համեղ

Unit 4.6 This/That/These/Those

Այս, այդ, սրանք, դրանք

that /ðæt/ այդ
these /ði:z/ սրանք
this /ðɪs/ այս
those /ðəʊz/ դրանք

Unit 4.7 Letters Q and Z

Q և Z տառերը

a quarter /'kwɔ:rtər/ քառորդ
a queen /kwi:n/ թագուհի
a question /'kwestʃən/ հարց
a quilt /kwɪlt/ վերմակ
a zebra /'zi:brə/ զեբրա, վագրաձի
a zipper /'zɪpər/ շղթա
a zoo /zu:/ կենդանաբանական այգի
quick /kwɪk/ արագ
quiet /'kwaɪət/ լուռ
zig zag /'zɪgzæg/ զիգզագ

Unit 4.8 Three Little Pigs

Երեք խոզուկները

brick /brɪk/ աղյուս
hard working /,hɑ:rd 'wɜ:rkɪŋ/
աշխատասեր
lazy /'leɪzi/ ալարկոտ
scared /skerd/ վախեցած
straw /strɔ:/ ծղոտ
to build /bɪld/ կառուցել
wood /wʊd/ փայտ

Retrieved from: www.oxfordlearnersdictionaries.com/definition/american_english



UNIT 5 ANIMALS

I can name
different
wild animals.



UNIT 5.1

WILD ANIMALS

Activity 1

🔊 5.1 Listen and point.




Activity 2

Look at the pictures and name the animals. In your copybook, write the numbers of the animals Ms. White talks about.



1



2



3



4



5

Activity 3

5.2 Listen to the name of the animal and fill in the missing letter.



① a pa_rot ② a h_ppo ③ a che_tah ④ a croc_dile ⑤ a rh_no ⑥ a sn_ke


Activity 4

Unscramble the letters to write the name of the animal in your copybook.

1. i/n/l/o lion
2. n/s/k/a/e
3. p/h/o/i/p
4. t/r/o/p/a/r/
5. o/i/c/o/r/c/l/d/e
6. i/r/o/h/n

Activity 5

Look at the pictures. Count how many of each animal you see.



1



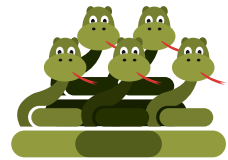
2



3



4



5

Activity 6

5.3 Listen to Nare and her friends. Then, draw the table in your copybook and write which animal they want to see.

Nare:	Jack:	Teo:	Rosie:	Ming:

Activity 7

Draw the table in your copybook. Tick  what each animal can do and cross  what they cannot do.

	sing	swim	climb
Parrot			
Hippo			
Crocodile			
Monkey			
Elephant			

Activity 8

 5.4 Listen and check your answers.

Activity 9

Fill in the blanks with **can** and/or **cannot** about lions.

Lions 1_____ roar so loudly that we 2_____ hear from several miles away. Lions 3_____ hunt really well. They often hunt in groups.

But they 4_____ climb fast.

Lions 5 _____ run at speeds of up to 50 miles per hour.



Activity 10

In pairs, choose one animal and in your copybook write two things they can and cannot do.

UNIT 5.2


BIGGER AND SMALLER



I can compare animals by how they look and what they do.

Activity 1

5.5 Listen, point, and repeat.



big

bigger



small



smaller



fast



faster

strong

stronger



slow



slower



short



shorter



tall



taller



Activity 2

Listen and sing along.

Activity 3

5.6 Listen and write the letter of the correct picture in your copybook.

1



a



b

2



a



b

3



a




b

Activity 4





Look at the pictures. In your copybook, match the letter to the correct number and name them.



- 1 The gray elephant is bigger than the brown elephant.
- 2 The white mouse is smaller than the black mouse.
- 3 A tiger is faster than a turtle.
- 4 A turtle is slower than a mouse.
- 5 A mouse is smaller than a dog.



Activity 5

Look at the pictures and write the words in your copybook.

An  _____ is heavier than me. It's slower than a  _____
or a  _____. It's bigger than a  _____.

But it's smaller than a  _____. And it cannot sit on a  _____.

Adopted from: <https://learnenglishkids.britishcouncil.org/grammar-vocabulary/grammar-chants/its-bigger-mouse>

Activity 6

 **5.7 Listen and read the text.**

A tall giraffe, a short rabbit, a fast cheetah, a slow turtle, and a strong elephant all live in a big forest.

One day, they decide to have a contest to see who is the best. They race and lift heavy things.

The cheetah is **faster** than the elephant. The elephant is stronger, the giraffe is taller, the rabbit is shorter, and the turtle is slower.

After the contest, they understand that each of them is special in their own way. They all have something they are good at.

From that day on, they all live together in the forest and are happy to be friends.

Activity 7

Read Activity 6 again, and write the comparatives in your copybook.
Then make up sentences.

Activity 8

Look at the picture, choose two animals and compare them.

Example:

A kangaroo jumps faster than a panda.



Activity 9

Write the missing word in your copybook: **stronger**/**faster**/**slower**/**taller**

Hi, Rosie! What animal is 1. faster the lion or the cheetah?

Hi, Ming! The cheetah is faster.

Hi, Nare! What animal is 2. _____ the turtle or the elephant?

Hello, Mr. Wright! The elephant is stronger.

Hi, Jack! What animal is 3. _____ the cheetah or the giraffe?

Hi, Teo! The giraffe is taller.

Hello, Rosie! What animal is 4. _____ the rabbit or the turtle?

Hello, Mr. Wright! The turtle is slower.



Activity 10

In pairs, act out a conversation similar to Activity 9.

UNIT 5.3

MY PET

I can talk
about my pet.



Activity 1


5.8 Listen, point, and repeat.



a hamster



a bunny



a goldfish



a kitten



a puppy



a turtle



Activity 2

Listen and sing along.

Activity 3

5.9 Listen, point, and repeat.





Activity 4

Act out a conversation similar to Activity 3.



Activity 5

In pairs, look at the animals and say if they can be pets.

Example:



A cow cannot be a pet, it is too big for a house.



a



b



c



d



e



f

Activity 6


🔊 5.10 Listen and write the person with the name of his/her pet in your copybook.

Example:



turtle

1



2



3



Activity 7

 5.11 Listen and repeat.



GREETINGS!

Hi!

Hello!

Hey!

Good morning!/
Morning!

Good afternoon! /
Afternoon!

Good evening!

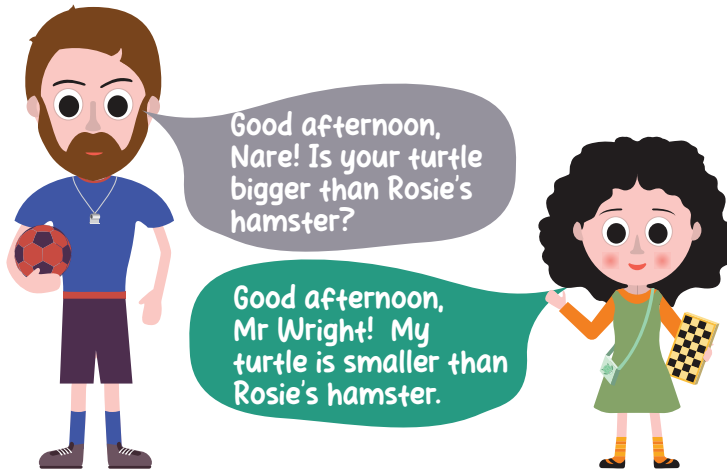
OPPOSITES!

Big

Small

Fast

Slow



Activity 8

Read the sentences. In your copybook, write the missing word: **bigger**, **smaller**, **faster**, **slower**.

1 Nare's turtle is _____ than Rosie's hamster.


2 Rosie's hamster is _____ than Nare's turtle.

3 Nare's turtle is _____ than Rosie's hamster.

4 Rosie's hamster is _____ than Nare's turtle.

Activity 9

Look at Ming's and Teo's pets and compare them.



Activity 10

🔊 5.12 Listen and write the missing word in your copybook.

one

feed

turtle


pocket

cute

Mario

My Pet Turtle

Please meet my pet 1. turtle. His name is 2. ____, and he is 3. ____ year old. I got him from my grandma Nare. I 4. ____ him in the morning. I like him because he is 5. ____ and I can keep him in my 6. ____.



Activity 11

🔊 5.12 Listen again and read the text to check.

Activity 12

🔊 5.13 Listen and answer the questions about the text in Activity 10.

- | | |
|------------------------------------|--------------------------------|
| 1. What is the name of Nare's pet? | 3. How old is he? |
| 2. How often does Nare feed it? | 4. Why does Nare like her pet? |

REMEMBER!

I like my pet. = I like it.

I like my pet turtle Mario/Maria. = I like him/her.

I like my pets. = I like them.

Activity 13

Read the sentences. In your copybook, rewrite the sentences using the underlined words with **him/her/it/them**.

Example:

Nare likes turtles.



Nare likes them.

1. Rosie loves hamsters and rabbits.
2. Ming feeds his pet rabbit.
3. Jack feeds his pet fish, Tom.
4. Rosie plays with Polly.
5. Mr. Wright walks with his dog, Chester.



Activity 14

In pairs, put the words in the correct order to make sentences. Write the sentences in your copybook.

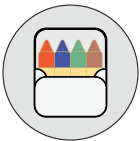
Example:

it /loves/riding/Ming/



Ming loves riding it.

1. it/Teo/ walks/with
2. him/Nare/plays/with/
3. for/it/Rosie/ sings/
4. the/in/feeds/Jack/morning/it/
5. with/park/walks/Mr. Wright/them/in/the



Activity 15

Draw your pet in your copybook and talk about it in class.

UNIT 5.4

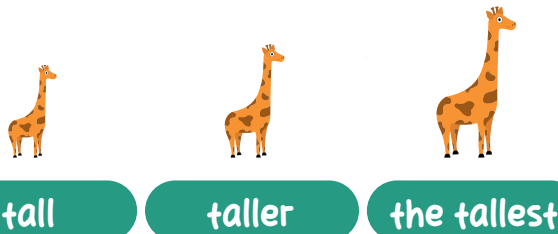
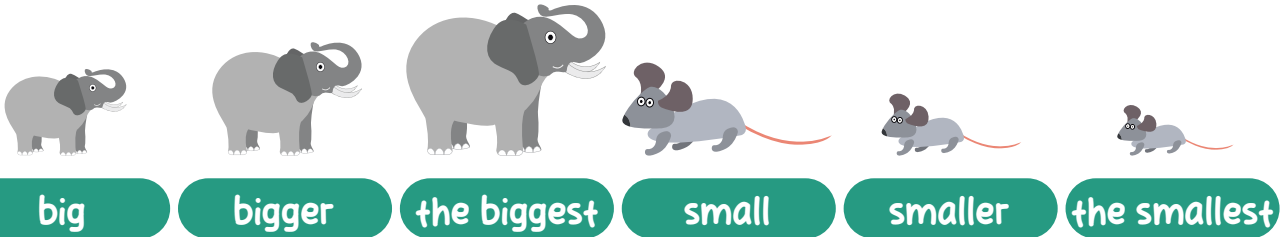
WHO IS THE BIGGEST?



I can use the superlative form of the adjectives.


Activity 1

🔊 5.14 Listen, point, and repeat.




Activity 2

🔊 5.15 Listen and read the sentences.



1. The lion is big.
2. The rhino is bigger than the lion.
3. The elephant is the biggest.



1. The parrot is small.
2. The snake is smaller than the parrot.
3. The mouse is the smallest.

Activity 3

Make up sentences. Use **fast** and **tall** to compare the animals.



Activity 4

 5.16 Listen to Nare talk about her family.



Hello!

My name is Nare. This is my family. It is my dad, my mom, my brother, and me. I am 9 years old, and my brother is 5. My dad is 40 and my mom is 35. My dad is 189cm tall and my mom is 168cm tall. I am 120cm tall and my brother is 90 cm tall. My pet Mario is 1.

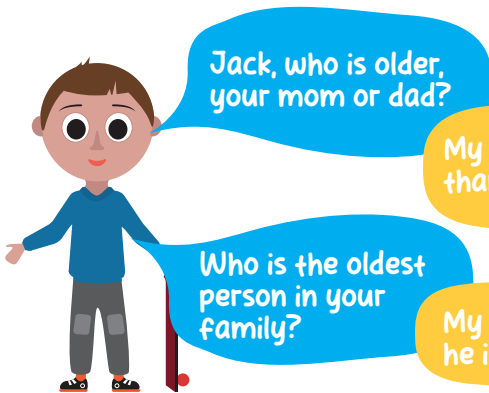
Activity 5

 5.17 Listen and answer the questions.

- | | |
|---------------------------------------|--|
| 1. Who is older, Nare or her brother? | 4. Who is taller, Nare or her brother? |
| 2. Who is the oldest in the family? | 5. Who is the tallest in the family? |
| 3. Who is the youngest in the family? | 6. Who is the shortest in the family? |

Activity 6

 5.18 Write the numbers of the correct sentences in your copybook.



Jack, who is older, your mom or dad?

My mom is older than my dad.

Who is the oldest person in your family?

My grandpa, he is 65.



Jack, how old is your fish?

My fish is 1. How old is your dog?

My dog is 2.



1

Jack's mom is younger than his dad.

2

Jack's mom is older than his dad.

3

Jack's grandpa is the oldest in the family.

4

Jack's grandma is the oldest in the family.

5

Jack's fish is older than Teo's dog.



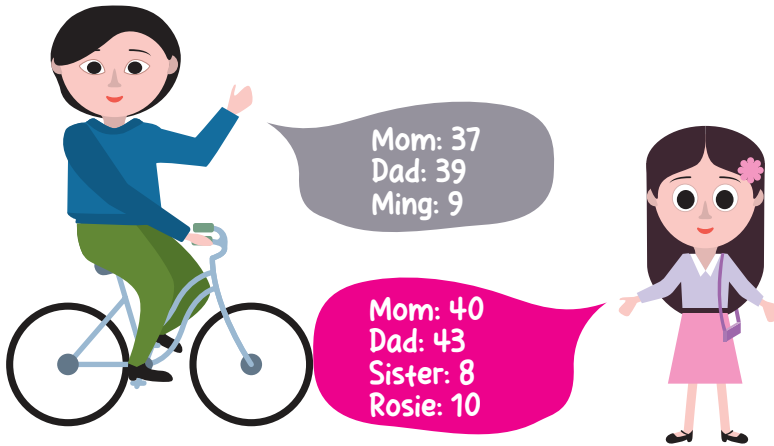
Activity 7

In pairs, act out a similar conversation with a partner.



Activity 8

In pairs, use the table to write in your copybook about Rosie's and Ming's families.



Example:

Rosie's sister is not the oldest in the family.

Rosie

Rosie's sister

Rosie's mom

Rosie's dad

Ming

Ming's dad

Ming's mom

Teo's dog

Jack's fish

Nare's turtle

is

the youngest

is not the oldest

in the family

Activity 9

In your copybook, write about your family using the pattern in Activity 8.

UNIT 5.5

BODY PARTS

I can name the body parts.




Activity 1

5.19 Listen, point, and repeat.



ears



legs



hair



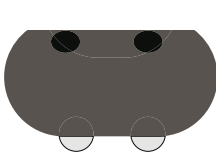
a head




a neck



eyes



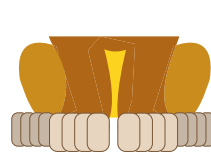
teeth



a nose



wings



paws



a tail




Activity 2

Listen and sing along.

Activity 3

5.20 Listen, point, and repeat.



Elephants have two big ears, two eyes, four legs, and one long nose.




Bears have two small ears, two eyes, four legs, and one small nose.



Giraffes have two small ears, two eyes, four legs, and a long neck.

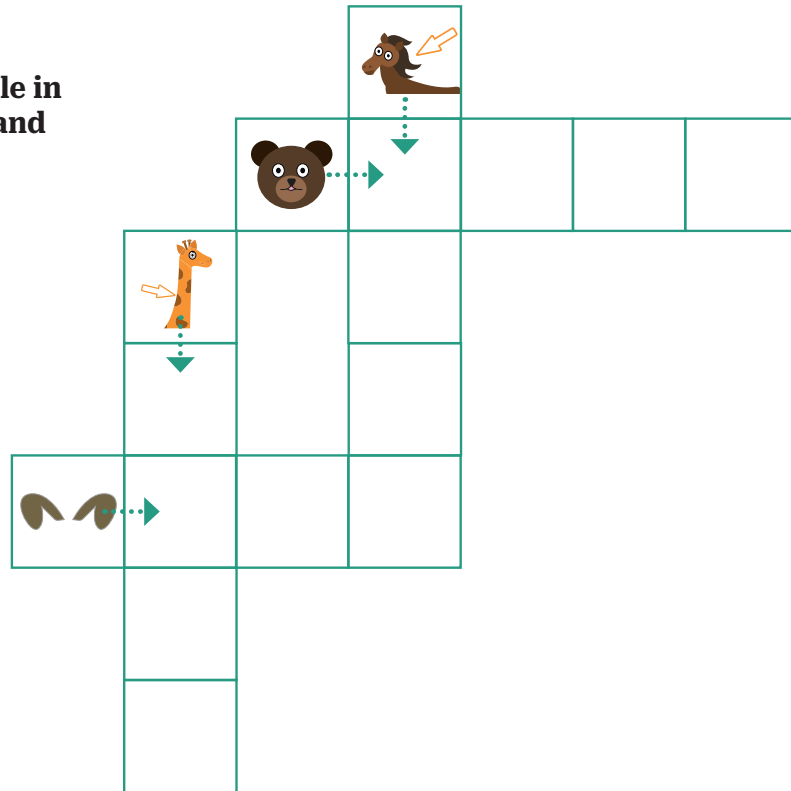
Activity 4

Look at the pictures and talk about the animals similar to Activity 3.



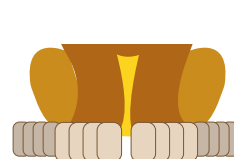
Activity 5

Draw the crossword puzzle in your copybook, solve it, and read the words.



Activity 6

Guess the animal from its body part and in your copybook write the name of the animal.



Activity 7

 5.21 Listen and read the riddle. Guess the animal.

I have four legs. I have long hair.

I have two small eyes.

I have two ears. I have big teeth.

I can run really fast. You can ride me
if you like. What animal am I?



Activity 8

In pairs, read the sentences and write the name of the animal in your copybook.

1. _____
This animal is strong.
This animal is big.
This animal has a long nose.
It has big ears.
2. _____
This animal is black and white.
This animal has four legs.
It can run fast.
3. _____
This animal is small.
It has small ears and a nose.
This animal makes people scream sometimes.

Activity 9

Create a riddle about an animal. Let your friends do the riddle in class.

UNIT 5.6

MY PET'S LIKES & DISLIKES



Activity 1

🔊 5.22 Listen, point, and repeat.

I can talk about what my pet loves, likes and hates.



to love



to like



to hate

Say hi to Mario! He loves playing with me, and I love it too. He also likes eating cabbage, and I love feeding him. Mario hates running after a ball.



Activity 2

🔊 5.23 Listen to Jack and in your copybook, match the sentence with the correct verb.

1 He swimming.



hates

2 He sleeping in the afternoon.



likes

3 He jumping in the water.



loves

Activity 3

🔊 5.24 Listen and repeat.

I/You/ we/they love/like/hate playing.

He/she/it loves/likes/hates playing.

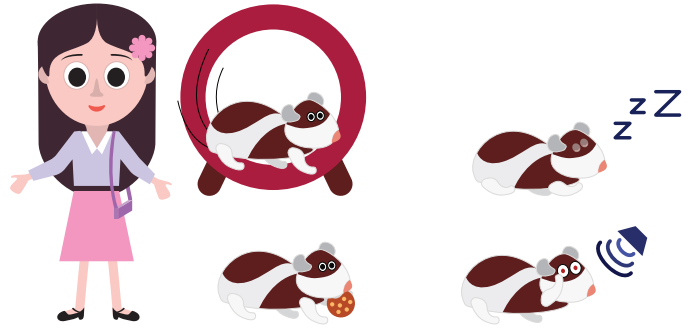


Activity 4

 5.25 Listen and read.

This is my hamster. Her name is Polly. Polly is two years old.

Polly **loves** eating and sleeping. She **likes** running. She **hates** hearing loud noises.



Activity 5

In your copybook, write the correct option.

- | | | | | | | | |
|---|----------------|----------|----------|----------|---------------------|----------|---------|
| 1 | Polly loves... | a | running | b | sleeping | c | singing |
| 2 | Polly likes... | a | sleeping | b | hearing loud noises | c | running |
| 3 | Polly hates... | a | sleeping | b | hearing loud noises | c | eating |

Activity 6

 5.26 Listen to Mr. Wright and Ming talk. In your copybook, write the correct name: Mr. Wright or Ming.

Example:

Mr. Wright loves playing with his dog in the park.

- _____ loves riding horses.
- _____ likes singing for his rabbit.
- _____ likes walking with his dog.
- _____ hates running after his dog in the park.
- _____ hates cleaning after his rabbit.



Activity 7

In pairs, act out a similar conversation with a partner.


Activity 8

In your copybook, write about your pet. Answer the questions.

- What does your pet love doing?
- What does your pet like doing?
- What does your pet hate doing?

UNIT 5.7

FARM ANIMALS



I can talk about farm animals.

Activity 1

🔊 5.27 Listen and repeat




a chicken



a chick



a cow



a pig



a sheep



a horse



a goat



a donkey




a duck

Activity 2

🔊 5.28 Listen to the audio. In your copybook, match the sounds with their animals.

Example:

1. oink - oink - c.



1 oink-oink

a



4 moo

d



2 woof-woof

b



5 neigh-neigh

e



3 quack-quack

c



6 baah

f



Activity 3

 5.29 Write the numbers of the correct sentences in your copybook.



- 1 There are five pigs on the farm.
- 2 There are four cows on the farm.
- 3 There are three horses on the farm.
- 4 There are two goats on the farm.
- 5 There is one chicken on the farm.

Activity 4

Look at the picture in Activity 3 and in your copybook, write what animal you cannot see.

Example: There isn't a donkey on the farm.

Activity 5

Read about wild animals and farm animals.

Wild animals live in forests and jungles, farm animals live next to people.

Wild animals hunt for food, but farm animals give food to people. Farm animals help people because people feed and take care of them.

Activity 6

Read the text again. In your copybook, put a tick ✓ if the sentence is true and a cross ✗ if the sentence is false.

- 1 Wild animals live on a farm.
- 2 Farm animals live next to people.
- 3 Wild animals hunt for food.
- 4 Farm animals hunt for food.
- 5 Wild animals help people.

REMEMBER!

1-one	6- six	11-eleven	16- sixteen
2-two	7- seven	12- twelve	17-seventeen
3-three	8- eight	13- thirteen	18eighteen
4-four	9- nine	14-fourteen	19-nineteen
5-five	10- ten	15- fifteen	20-twenty

Activity 7

In your copybook, write the numbers in letters.

Example:

There are 16 cows on the farm. ➔ There are **sixteen** cows on the farm.

1. There are 19 ducks on the pond.
2. There are 5 sheep on the farm but there are no cows.
3. I can see 12 horses near the farm.
4. Ming has 11 rabbits.
5. Rosie has 1 hamster.



Activity 8

In pairs, make up sentences using there is/there are and numbers.

Example:

There is one zebra.



Activity 9

In your copybook, write about a farm animal or a pet. These questions will help you.

1. What color is the animal?
2. How big is it?
3. What does it eat?
4. What sound does it make?

UNIT 5.8

MY FAVORITE ANIMAL




I can talk and write about my favorite animal.

Activity 1


Look at the pictures and name them.



1



2



3



4



5



6



7



8



9



10

Activity 2

Draw the chart in your copybook. Put the words under the two categories: wild animals and pets.

WILD ANIMALS

PETS

Activity 3

5.30 Listen and in your copybook, write the correct letter next to the correct number.

1

Ming's favorite animal is

a



b



2

Teo's favorite animal is

a



b



3

Jack's favorite animal is

a



b






Activity 4

In pairs, act out a similar conversation with a partner.


Activity 5

 5.31 Listen and read about Nare's and Rosie's favorite animals. Guess which animals are Nare and Rosie talking about



G _ _ _ _ _

My favorite animal is wild.
It is yellow with brown spots. It has small ears and a long neck. It has two ears, two eyes, four legs, and a tail.



E _ _ _ _ _

My favorite animal is wild.
It is gray and brown . It has big ears and a long nose. It has two eyes, four legs, and a tail.

Activity 6

 5.32 Listen to the questions and answer them.

1. What are Nare's and Rosie's favorite animals?
2. Are these animals big or small?
3. Are they pets or wild animals?
4. Are their ears big?
5. Are their noses big?



Activity 7

Listen to a song and in your copybook, write the number and the missing words next to it.

eyes tail nose ears

The Elephant Dance

By Maple Leaf Learning

Well I have two big 1._____.
And a long, long 2._____.
And a big, big, big belly.
And stinky toes.

A little 3._____.
Two round 4._____.
I'm a big elephant.
Let's dance guys!



Activity 8

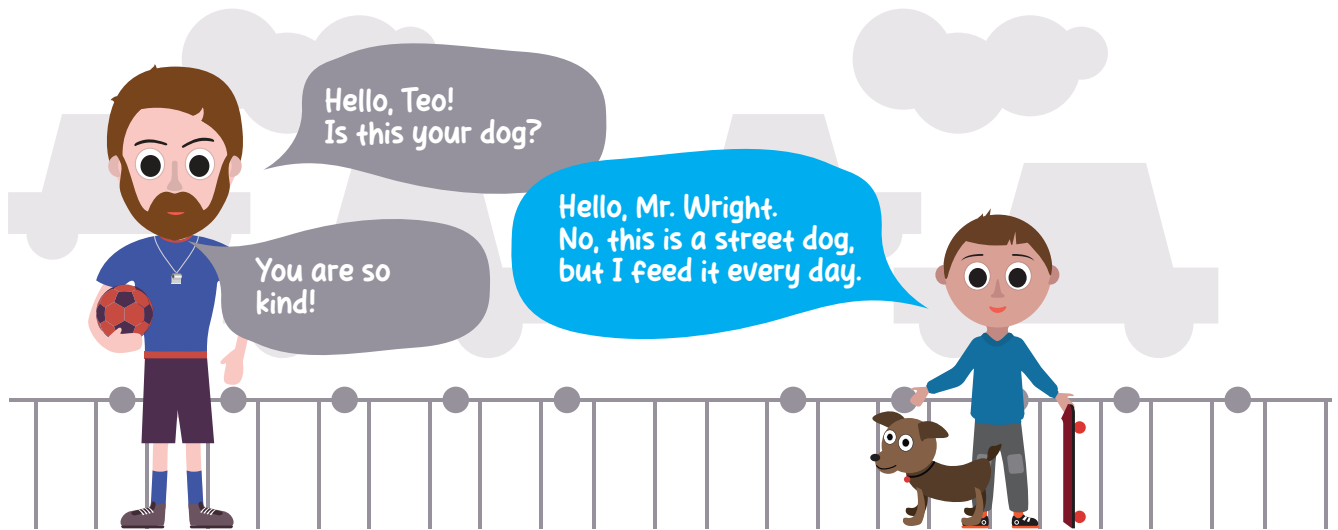
In pairs, create a song about your favorite animal.

Activity 9

Write about your favorite animal. Bring a picture to present it to the class.

Activity 10

Read conversation 1 and make up a similar conversation for picture 2.






Value and Culture

1. Look at the pictures. In your copybook, write the letter of the picture that shows how to be kind to animals.



2. 🗣️ 5.33 Listen and in your copybook write the letter of the correct picture.



UNIT 5

UNIT REVIEW

Listening

Activity 1

 5.34 Listen and write the letter of the correct option in your copybook.

1

Jack wants to see the ...

a



b



c



2

Rosie wants to see the ...

a



b



c



3

Teo wants to see the ...

a



b



c



4

Ming wants to see the ...

a



b



c



5

Nare wants to see the ...

a



b



c



Vocabulary

Activity 2

Look at the pictures and write the words in your copybook.






1

2

3

4

5



6

7

8

9

10

Activity 3

Draw the chart in your copybook. Put the animals from Activity 2 in three categories: wild animals, farm animals, and pets.

Wild animals

Farm animals

Pets

Activity 4

Read the sentences. Draw the matching picture in your copybook.

1

I **love** feeding street cats.



2

Mr. Wright **likes** walking with Teo and his dog.



3

Ming **hates** cleaning after his rabbit.



Activity 5

Read the sentences. In your copybook, write the letter of the correct picture.

1

The gray elephant is bigger than the brown elephant.



2

The white mouse is smaller than the black mouse.



3

A tiger is faster than a turtle.



Grammar

Activity 6

Write the correct forms of the adjectives in your copybook.

The cheetah is the (fast) fastest. The elephant is (strong) 1. _____ than the giraffe. But the giraffe is the (tall) 2. _____. The rabbit is (short) 3. _____ than a giraffe. The turtle is the (slow) 4. _____.

Activity 7

Read the sentences. Rewrite the sentences in your copybook, using the underlined words with **him**, **her**, **it**, **them**.

Example:

Ms. White sees Nare at school. Ms. White sees her at school.

1. Read to your dog.
2. Ming jumps with his pet bunny.
3. Jack likes bears.
4. Ming loves monkeys and rabbits.
5. Rosie feeds Polly.

UNIT 5

MY VOCABULARY

Unit 5.1 Wild Animals

Վայրի կենդանիներ

a cheetah /'tʃi:tə/ հովազ
a crocodile /'krɑ:kədəɪl/ կոկորդիլոս
a giraffe /dʒə'ræf/ ընձուղտ
a parrot /'pærət/ թռչն
a rhino /'raɪnəʊ/ ռինոցերոս
to roar /rɔ:r/ մոռնալ
wild /waɪld/ վայրի

Unit 5.2 Bigger and Smaller

Ավելի մեծ և ավելի փոքր

a contest /'kɑ:ntest/ մրցույթ
big /bɪg/ մեծ
fast /fæst/ արագ
heavy /'hevi/ ծանր
slow /sləʊ/ դանդաղ
small /smɔ:l/ փոքր
special /'speʃl/ հատուկ
than /ðən/ քան
to decide /dr'saɪd/ որոշել
to lift /lɪft/ բարձրացնել
to race /reɪs/ մրցել
understand /ˌʌndər'stænd/ հասկանալ

Unit 5.3 My Pet

Իմ ընտանի կենդանին

a bunny /'bʌni/ ճագար
a goldfish /'gəʊldfɪʃ/ ոսկե ձկնիկ
a hamster /'hæmstər/ գերմանամուկ, համստեր
a puppy /'pʌpi/ շունիկ
her /hər/ նրան
him /hɪm/ նրան
it /ɪt/ այն
them /ðem/ նրանց

Unit 5.5 Body parts

Մարմնի մասեր

a head /hed/ գլուխ
a mouth /maʊθ/ բերան
a neck /nek/ վիզ
a nose /nəʊz/ քիթ
an eye /aɪ/ աչք
hair /heə/ մազ
a wing /wɪŋ/ թև
a paw /pɔ:/ թաթ
a tail /teɪl/ պոչ

Unit 5.6 My pet's Likes & Dislikes

Իմ ընտանի կենդանին սիրում է և չի սիրում

a cabbage /'kæbɪdʒ/ կաղամբ
loud /laʊd/ բարձրաձայն
to hate /heɪt/ ատել
to like /laɪk/ հավանել, սիրել
to love /lʌv/ սիրել

Unit 5.7 Farm Animals

Ագարակի կենդանիներ

a chick /tʃɪk/ ճուռ
a chicken /'tʃɪkɪn/ հավ
a donkey /'dɔ:ŋki/ էշ, ավանակ
a farm /fɑ:rm/ ագարակ
a forest /'fɔ:rɪst/ անտառ
a goat /gəʊt/ այծ
to hunt /hʌnt/ որսալ
a jungle /'dʒʌŋɡl/ ջունգլի
a sheep /ʃi:p/ ոչխար

Unit 5.8 My favorite Animal

Իմ սիրելի կենդանի

a belly /'beli/ փոր
a spot /spɔ:t/ կետ
a toe /təʊ/ ոտքի մատ
favorite /'feɪvərɪt/ սիրելի

Retrieved from: www.oxfordlearnersdictionaries.com/definition/american_english



UNIT 6

FOOD AND DRINKS



I can name different fruits and ask/answer questions using 'How many...?'

UNIT 6.1

FRUITS

Activity 1

Look at the picture and name the fruits.



Look at the pictures and name the fruits!




Activity 2

6.1 Listen and write the complete words with the missing letter in your copybook.

Example:



pear



p_um



straw_erry



ch_rry



_pricot



p_megranate



_each

Activity 3

 6.2 Listen and repeat.

An orange Some oranges Many oranges A plum Some plums Many plums



Activity 4

Look at the pictures. In your copybook, fill in the blanks with *a/an*, *some*, and *many*.

Example:



an apricot

1




___ strawberries

2



___ pears

3



___ apples

4



___ kiwi

5



___ cherry

6



___ peaches

Activity 5


Look at the pictures and say the name of the fruit using *a/an*, *some*, and *many*.

Example:

There are many apples in the box and some near the box.



1




2



3



4



5

Activity 6

 6.3 Listen and repeat.



Activity 7

Read and write the missing words in your copybook.







Activity 8

Look at the pictures. In pairs, act out a conversation similar to Activity 6.

Example:



- How many apples are there in the box?
- There are five apples in the box.



1



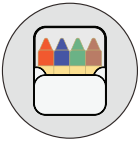
2



3



4



Activity 9

Draw the picnic basket in your copybook. Then draw and label what fruits you can take with you on a picnic.

Example:

I can take a watermelon, some pears, many apples, three peaches, ...



UNIT 6.2

VEGETABLES

I can name vegetables and talk about growing them in the garden.



Activity 1

Look at the picture and name the fruits and vegetables.

Look at the picture. How many fruits and vegetables can you name?



Activity 2

6.4 Listen and write the complete words with the missing letters in your copybook.


Example: corn




corn




_ abbage



p_ pper



tomatoe_




pot_toes



cuc_mber



carr_t



_ nion



g_ rlic



p_mpkín



broccol_



_ eans




Activity 3



Listen and sing along

Activity 4

Use the example below and in your copybook, write about what fruits and vegetables people **like**/**don't like**/**hate** eating.

Example:

She likes eating tomatoes , but she doesn't like eating cucumbers

. She hates eating onions .

I like...

I don't like...

I hate...

You like...


You don't like... + eating

You hate ...

S/he likes...

S/he doesn't like...

S/he hates ...



Activity 5

 6.5 Listen and repeat.

Hi, Nare! What vegetables do you like eating?



Hello, Ms. White! I like eating carrots.

Hi, Teo! What vegetable do you hate eating?




Oh really? I love eating cabbage!

Hi, Jack! I hate eating cabbage.



Activity 6

Read and write the words in your copybook.



Activity 7

In pairs, act out a similar conversation to Activity 6.

Activity 8

6.6 Listen and repeat.

There is **a** carrot




There is **a** tomato.



There are **some** carrots.



There are **some** tomatoes.



There aren't **any** carrots.



There aren't **any** tomatoes.



Activity 9

Look at the pictures. In your copybook, write the missing word: **a/an, some, any**. Then write the letter of the matching picture.

Example: There aren't any potatoes in the basket.



1 There are ___ carrots in the basket.

2 There aren't ___ potatoes in the garden.

3 There are ___ cabbages in the garden.

4 There aren't ___ peppers in the basket.

5 There are ___ apples in the tree.

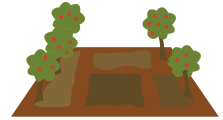
a

b

c


d

e



Activity 10

Look at the picture of uncle Hayk's garden and in your copybook, write the correct sentences.



There are some potatoes in the garden.

There are some cabbages in the garden.

There is an apple in the garden.

There are many pears on the tree.

There is some garlic in the garden.



Activity 11

Look at the picture. In pairs, write what fruits and vegetables there are not in the garden.

Example: There aren't any cherries in the garden.

Activity 12

6.7 Listen and read about Nare's uncle.

This is my uncle. His name is Hayk. My uncle is a farmer. He enjoys growing different fruits and vegetables in his garden. There are many potatoes, carrots, and some onions and peppers in his garden. He also grows apples, grapes, pears, apricots and cherries in his garden. I love helping him to pick vegetables and fruits in his garden when I visit him in summer.



Activity 13

Read the text again and write the missing words in your copybook.

Example: Nare has an uncle, his name is Hayk.

1. Nare's uncle is a _____.
2. He grows different vegetables and _____.
3. He grows carrots, onions, _____, and _____ in his garden.
4. Nare _____ helping him.
5. Nare loves _____ fruits in her uncle's garden in the summer.

Activity 14

Read the text again. a) In your copybook, write the numbers of the correct sentences.
b) Correct the incorrect ones in your copybook.

Example: Nare's uncle is Mark. ➔ Nare's uncle is Hayk.

- | | |
|---|---------------------------------------|
| 1 Nare's uncle is a dentist. | 4 Nare loves helping him. |
| 2 Nare's uncle has a garden. | 5 Nare helps him every Sunday. |
| 3 He grows broccoli in his garden. | |



Activity 15

In pairs, discuss the following questions.

1. Who has a garden in your family? Where is it?
2. What fruits or vegetables do they grow in the garden?



Activity 16

Draw your dream garden and talk about it in class.

UNIT 6.3

HEALTHY DIET

I can talk about types of food and a healthy diet.



Activity 1

6.8 Listen and repeat.



dairy products



vegetables



fruits



meat



sweets



nuts

Activity 2

Draw the chart in your copybook. Look at the food items and put them under the correct column.

dairy product

vegetables

fruits

nuts

meat

sweets



milk



broccoli




candy



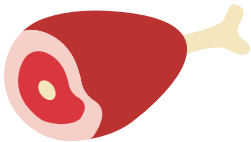
sausage




cabbage



cherries



ham



potatoes



lollipop



peanuts



butter



sour cream



donuts



matson/yogurt



peaches



pineapple



Activity 3


Work in pairs. Look at the food items in Activity 2 and decide which food items are healthy or unhealthy.

Example:




I think broccoli is a healthy food and donuts are not healthy.

1



2



Activity 4

 6.9 Listen and repeat.

Hi, Nare! What is healthier, a carrot or pasta?




Hello, Ms. White! Carrots are healthier.



Hi, Teo! What is healthier, an apple or a burger?



Hi, Ming! Apples are healthier.



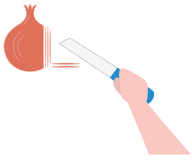


Activity 5

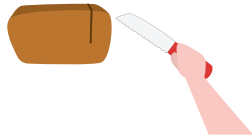
In pairs, act out a similar conversation using food items from Activity 2.

Activity 6

6.10 Listen, point, and repeat.



to chop



to cut



to add



to peel



to mix



to fry



to boil



oil



salt and pepper

Activity 7

Look at the pictures and in your copybook, write the missing words.

Example:

First, peel the potatoes.



1 Now _____ the onions.



2 _____ some water for pasta.



3 Let's _____ some vegetables for ragu.



4 Remember to _____ some _____.



Activity 8

 **6.11 Listen and read the text.**

Healthy Salad

Hello! I am making a healthy salad today. First, I get all the vegetables from the fridge and wash them. Then, I start cutting the vegetables: two or three cucumbers, tomatoes, peppers, and onions. I add some salt and pepper and a spoonful of oil. I can also add some feta cheese, too. I mix them all, and the salad is ready. Enjoy!



Activity 9

Read the text again and in your copybook write the correct order of the sentences.

1. I mix it all and the salad is ready.
2. I add some salt and pepper.
3. I wash the vegetables.
4. I cut the feta cheese.
5. I add a spoon of oil.
6. I get the vegetables from the fridge.



Activity 10

In pairs, talk about your favorite salad and how to make it.

UNIT 6.4

MANY APPLES, A LOT OF WATER

Activity 1

6.12 Listen, point, and repeat.

A pear



Some pears



Many pears



~~A~~ water

Some water



A lot of water



I can talk more about food items using many and a lot of.



Activity 2

6.13 Listen and repeat.

Some

A lot of

water



water



coffee



coffee



tea



tea



sugar



sugar



salt



salt



Activity 3

Look at the pictures and in your copybook, fill in the blanks with **some** or **a lot of**.

Example:



some salt

1



_____ rice

3



_____ meat

5



_____ milk

2



_____ orange juice

4



_____ coffee

6



_____ sugar

Activity 4

 6.14 Listen and write the correct word in your copybook.

My Meals

Every morning, I eat an egg and drink 1. some tea with a spoonful of 2. _____.

For lunch, I eat some fruits, like an 3. _____ or a pear.

I sometimes drink 4. _____.

For dinner, I eat some rice with 5. _____ salad.

I don't like eating 6. _____ sugary and sweet food.



Activity 5

Read the text again and write the correct sentences in your copybook.

Teo eats a sandwich for breakfast.

He likes drinking milk with sugar.

For lunch, he eats fruits.

He also drinks tea at lunch.

Teo loves eating cakes.

Activity 6

🔊 6.15 Listen and repeat.



REMEMBER!

How many apples / carrots / eggs; etc.?

How much water / juice / rice / coffee; etc.?



Activity 7

Read the conversation and in your copybook write **'How many'** or **'How much'** to match with the correct number.



Activity 8

Read the sentences and in your copybook, number them in the correct order.

- ___ I don't drink juice, it has a lot of sugar.
- 1** Hello Teo!
- ___ How much juice do you drink?
- ___ Hello Jack!
- ___ What about you? How much juice do you drink?
- ___ Not much.



Activity 9

In pairs, act out a similar conversation to Activity 6 using **How many.../ How much...?**

Activity 10

6.16 Listen and repeat.

REMEMBER!



YUMMY!



YUCKY!



Activity 11

Read the conversations again and in your copybook, write the correct name: **Ms. White/ Nare/Ming/Mr. Wright.**

Example:

Ms. White asks Nare about sweets.

1. _____ says sweets are not healthy but they are yummy.
2. _____ likes all fruits and vegetables.
3. _____ hates broccoli.
4. _____ says broccoli is yucky.
5. _____ says broccoli is yummy and healthy.




Activity 12

In pairs, act out a similar conversation. Make a list of food your partner thinks is **yummy** and **yucky**.

UNIT 6.5

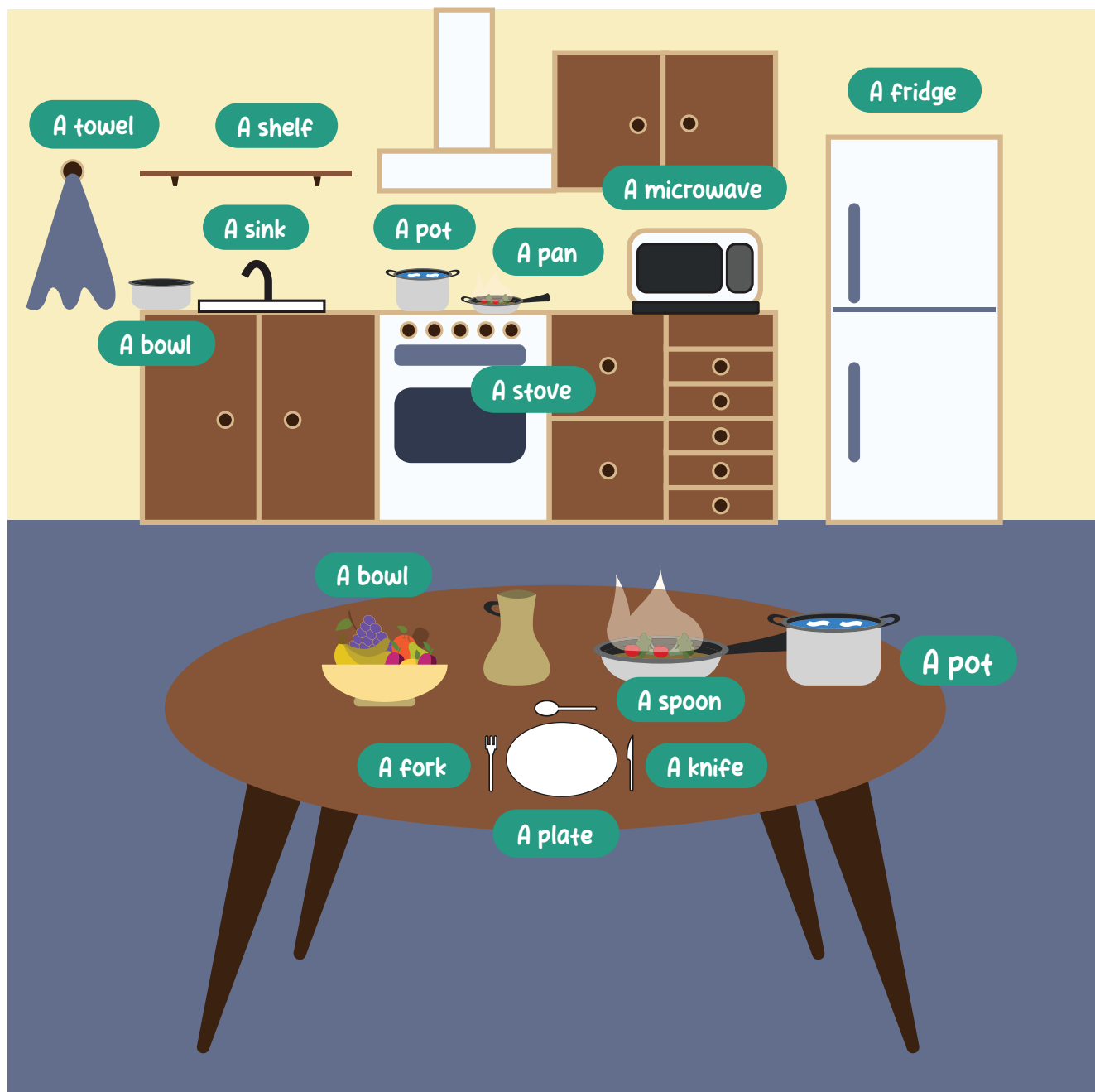
IN THE KITCHEN

I can talk about cooking and eating in the kitchen.



Activity 1

🔊 6.17 Listen, point, and repeat.



Activity 2

Unscramble the letters and write them in your copybook.

Example:

h/f/e/s/



shelf

1. n/o/s/o/p

2. e/p/l/t/a

3. i/f/d/e/g/r

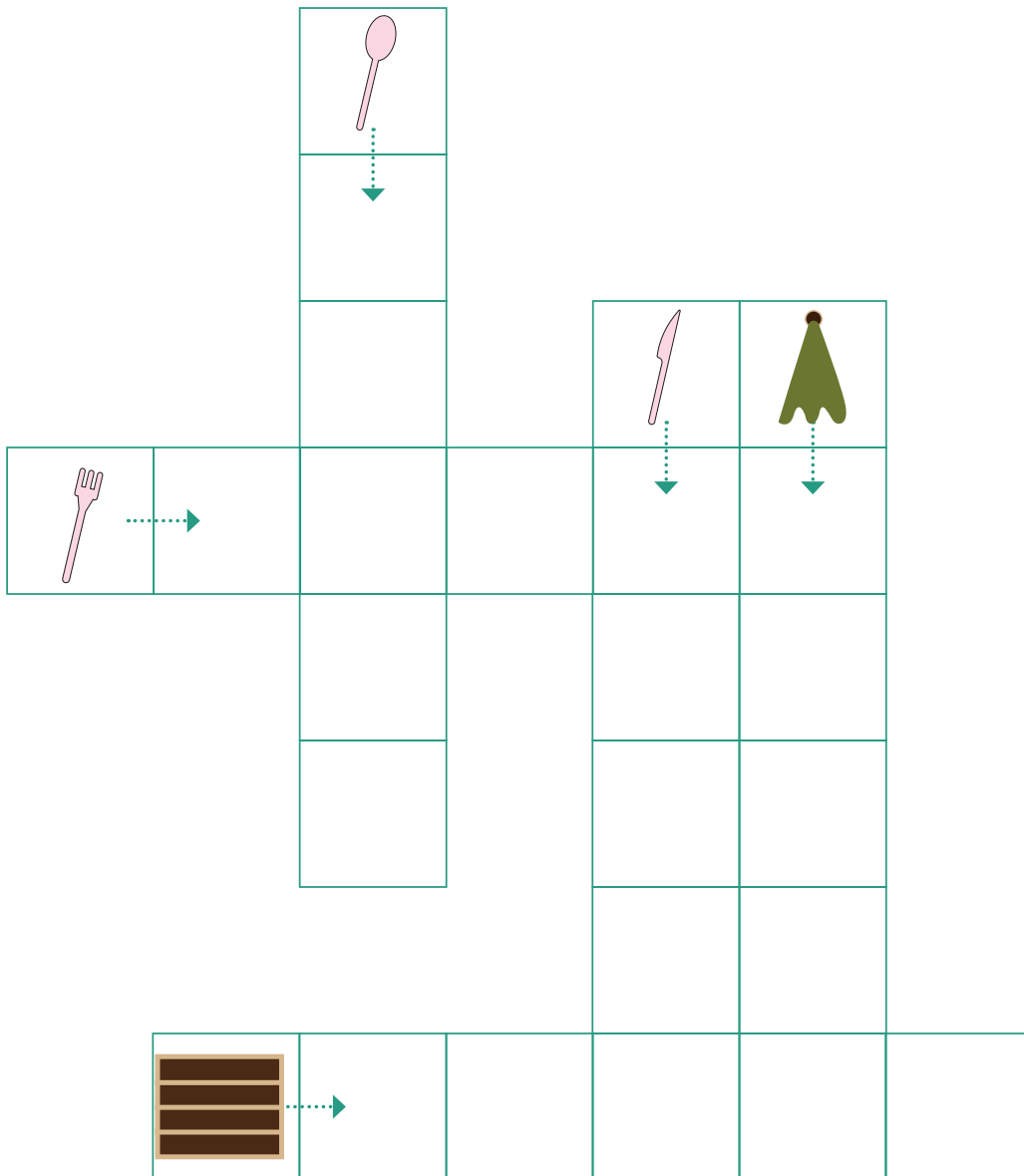
4. l/w/b/o

5. i/n/f/k/e

6. v/e/o/s/t

Activity 3

Draw the crossword puzzle in your copybook, solve it, and read the words.





Activity 4

Listen to the song and write the correct word next to the number.

knife eat plate cut

The table song for children

I need a plate, a plate, a plate
I need a _____ to get my food
If I don't have a plate, I can't get my food
That's why I need a plate!

I need a fork, a fork, a fork
I need a fork to _____ my food
If I don't have a fork, I can't eat my food
That's why I need a fork!

I need a knife, a knife, a knife
I need a knife to _____ my food
If I don't have a knife, I can't cut my food
That's why I need a _____!

By Your Kids studio


Activity 5

 **6.18 Listen and read.**

In the kitchen

This is our kitchen. It is big and comfortable. Every day my mom cooks here and I help her to set the table. I put the plates, the forks, and knives on the table. When we eat soup, I also put spoons on the table.

Now I am helping my mom to make tea. My mom is boiling the water and I am bringing the tea bags and the cups. I usually put two spoonfuls of sugar into my tea. My family enjoys drinking tea in the evening.



Activity 6


 **6.19 Listen and write the numbers of the correct sentences in your copybook.**

- 1 Rosie's kitchen is small.
- 2 Rosie helps her mom.
- 3 She cooks dinner.
- 4 She makes coffee.
- 5 There isn't any sugar in her tea.



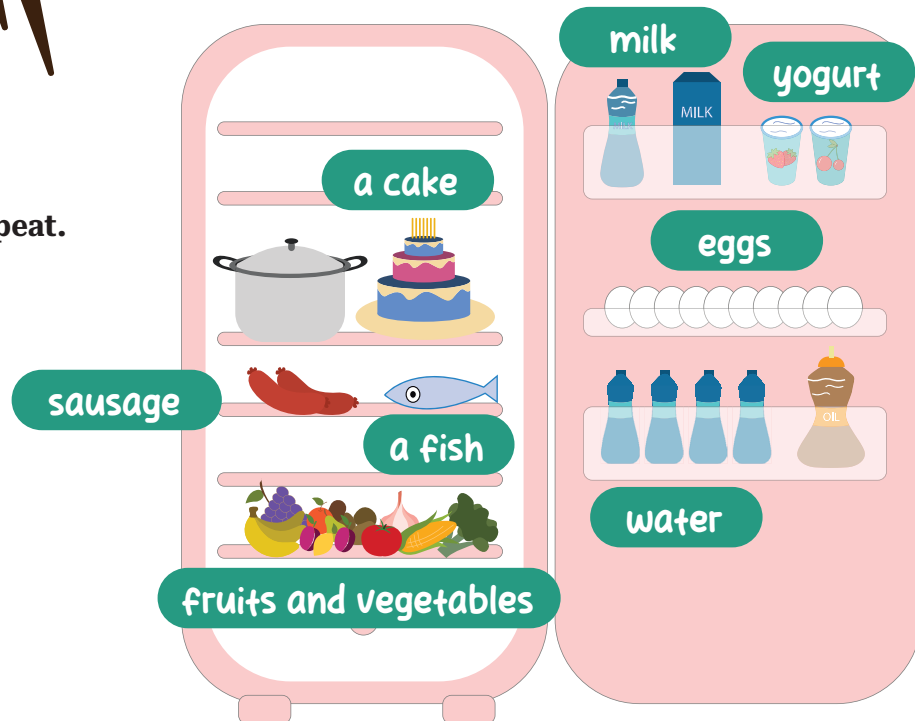
Activity 7

In pairs, draw what you need to set a table and label what you put on it.



Activity 8

 **6.20 Listen and repeat.**



Activity 9

 6.21 Listen and repeat.

REMEMBER!

Could you give me..., please?

Here you are!

Thank you/Thanks.

You're welcome/No problem.



Activity 10

 6.22 Look at the pictures. In your copybook, match the letter to the correct number and name them.

1

Rosie



2

Teo



3

Ming



4

Jack




5

Nare



Activity 11

In pairs, draw what you have in the fridge and act out a similar conversation to Activity 9.



UNIT 6.6


MY HEALTHY LIFESTYLE



I can talk about a healthy lifestyle.

Activity 1

Look at the pictures. Can you guess what the story is about?



Activity 2

🔊 6.23 Listen and check.

Activity 3

🔊 6.23 Listen again and write the missing words in your copybook.

mom

fruits

secret

vegetables

pancakes

The boy who only eats pancakes

written by Kristen Dembaremba

Rekai loves eating 1. _____. He loves pancakes so much that now he only eats pancakes. Rekai's 2. _____ asks him to eat fruits and vegetables. But he says no. So Ricky's mom thinks of a new pancake recipe. She adds 3. _____ foods in it. Rekai likes the new pancakes and eats them all. Then his mom shows him what she puts in the pancake: FRUITS AND VEGETABLES! Rekai is angry, he hates 4. _____ and vegetables, he thinks they are yucky, but now his mom makes him love fruits and 5. _____. Now Rekai eats only pancakes with his mom secret recipe.

Activity 4

Read the story again and in your copybook, write the correct name: **Rekai** and **Rekai's mom**.

Example:

Rekai likes eating pancakes.



1. _____ eats only pancakes.



2. _____ wants Rekai to eat fruits and vegetables.



3. _____ likes the new pancakes with the secret recipe.



4. _____ helps Rekai eat healthy pancakes.



Activity 5

In pairs, talk about the questions.

1. Why does Rekai's mom add vegetables and fruits to the pancakes?
2. Do you like to eat pancakes with fruits and vegetables?

Activity 6

6.24 Listen to Mr. Wright talk about healthy lifestyles. Write the numbers of the correct sentences in your copybook.

1 It is good to eat regularly.

4 It is not good to walk.

2 It is not good to sleep regularly.

5 It is good to eat fruits and vegetables.

3 It is good to exercise.

Activity 7

6.25 Listen to Nare and Rosie talk. What do they do to be healthy?



Activity 8

6.26 Listen and say what each character does to stay healthy.



dancing



playing football



swimming



cycling



running and cycling



Activity 9

In pairs, create a table about each other and talk about what activity you do to be healthy.

UNIT 6.7



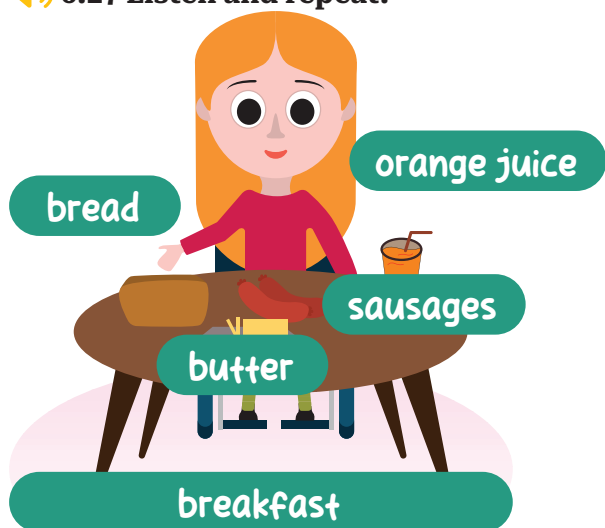
MY MEALS

I can talk about my meals using 'I would like.../I wouldn't like...'



Activity 1

6.27 Listen and repeat.



Activity 2


Look at the pictures. Which of these food items do you usually eat for breakfast?

Example:


I usually eat avocado toast for breakfast.



a



b




c



d



e



f

Activity 3

 6.28 Listen and write the numbers of the correct sentences in your copybook.

1

Nare likes having a big breakfast before school.

2

She likes eating eggs and drinking milk.

3

She hates eating bread and butter.

4

She likes drinking tea and eating bread and butter.

5

There isn't any sugar in her tea.

Activity 4

 6.29 Listen and repeat.



I would like some tea.



I would not/wouldn't like any tea.

REMEMBER!

Would you like some...?

I would like some..../I'd like some...

I wouldn't like to have.../ I wouldn't like to have....

I wouldn't like any ...

Activity 5

 6.30 Listen and repeat.


Hi, Rosie! What would you like for lunch?

I wouldn't like any apples or a banana. I would like a sandwich.



Hi, Nare! I'd like some apples and a banana.

What would you like for lunch?



Activity 6

 6.31 Listen and match the person to the lunch they would like to have.

1 Ms. White



4 Jack



2 Teo



5 Mr. Wright



3 Ming



Activity 7

In pairs, make sentences about what your friend and you would like for lunch. Write the sentences in your copybook.

Example:

I would like to have a sandwich.

I would like to have

My friend

wouldn't like to have

an apple
a salad
a hotdog
a pizza
a sandwich
an orange/apple juice
some water

Activity 8

 6.32 Listen and read about Ming's dinner.

My dinner



I have dinner with my whole family every day at 6 in the evening. (6pm)

We always eat rice with a vegetable salad, I always drink warm water before or after dinner. Sometimes, I drink apple juice or eat some fruits, too.



Activity 9

 6.33 Draw the table in your copybook. Listen about Nare's dinner and fill in the table.

 Ming			
 Nare			



Activity 10

In pairs, talk about your dinner and write what your partner eats.

UNIT 6.8

AT THE FARMER'S MARKET




I can talk about shopping using numbers.



Activity 1

In pairs, look at the pictures and say how many of each item you see. Are they healthy or unhealthy?

1



2



3



Activity 2

🔊 6.34 Listen and in your copybook, write the correct number in letters.

Example:

fourteen egg

1. _____ candies
2. _____ bananas
3. _____ carrots
4. _____ sandwiches
5. _____ lemons

Activity 3

🔊 6.35 Listen, point, and repeat.

10- ten	60- sixty
20- twenty	70- seventy
30- thirty	80- eighty
40- forty	90- ninety
50- fifty	100- one hundred

21- twenty one	26- twenty six
22- twenty two	27- twenty seven
23- twenty three	28- twenty eight
24- twenty four	29- twenty nine
25- twenty five	



Activity 4

Write the complete words with the missing letter in your copybook.

Example: f~~o~~rty

- | | | |
|-----------|------------|-----------|
| 1. nin_ty | 3. _ifty | 5. th_rty |
| 2. sixt_ | 4. h_ndred | 6. ei_hty |

Activity 5

 6.36 Listen and write the correct number in your copybook.

- We would like _____ grams of sugar for the juice.
- We would like _____ liters of water for the juice.
- We would like _____ grams of matsun for the cake.
- We would like _____ grams of butter for the toast.
- We would like _____ grams of chocolate for the candy.

Activity 6

 6.37 Listen and repeat.

REMEMBER!



That's cheap!



That's expensive!



Activity 7

6.38 Listen and answer the questions.

1. What is Nare buying?
2. How many of the items is she buying?
3. How much is it ?
4. Is it cheap or expensive?

Activity 8

6.39 Listen and in your copybook, write the correct number.



Activity 9

In pairs, decide how much each item is and act out a similar conversation to Activity 6.







Value and Culture

1. Look at the pictures. In your copybook, write the number of the picture that shows healthy food.



2. 🎧 6.40 Listen and in your copybook, write the number of the correct picture.



UNIT 6

UNIT REVIEW

Listening

Activity 1

 6.41 Listen and write the correct option in your copybook.

1

It is good to _____ regularly.

a

eat

b

play computer games

c

eat donuts

2

It is good to _____ regularly.

a

drink juice

b

sleep

c

jump

3

It is a good idea to _____.

a

play on the phone

b

exercise

c

call your friend

4

It is not good to _____.

a

walk

b

eat breakfast

c

eat burgers

5

It is good to eat _____.

a

fruits and vegetables

b

pasta and pizza


c

cake and donuts

Vocabulary

Activity 2

Look at the pictures and write the words in your copybook.



1




2



3




4



5



6



7



8

Activity 3

Draw the table in your copybook. Put the food items from Activity 2 in the correct columns.

Healthy food

Unhealthy food

Activity 4

Look at the pictures. In your copybook, match the letter to the correct sentence.

1 Rosie's kitchen is big.

2 Rosie helps her mom.

3 She sets the table.

4 She makes tea.

5 She puts sugar in her tea.

a



b



c



d



e



Activity 5

Unscramble the letters and write the words in your copybook.

Example:

n/o/s/o/p



spoon

1. f/e/r/d/i/g

2. i/k/f/e/n

3. r/f/k/o


4. w/l/o/b

5. s/e/t/o/v

Grammar

Activity 6

Look at the words and write **a/an/some** or **a lot of** in your copybook.



1 _____ rice



2 _____ apple



3 _____ oranges



4 _____ pear



5 _____ coffee



6 _____ sugar

Activity 7

Look at the pictures and write **would like/wouldn't like** for each sentence in your copybook.

1 Teo _____ coffee.



2 Nare _____ milk and cookies.



3 Rosie _____ pears.



4 Ming _____ a sandwich.



5 Jack _____ some rice.



UNIT 6

MY VOCABULARY

Unit 6.1 Fruits

Մրգեր

a basket /'bæskɪt/ զամբյուղ
a cherry /'tʃeri/ բալ
a peach /pi:tʃ/ դեղձ
a pear /per/ տանձ
a plum /plʌm/ սալոր
a pomegranate /'pɒ:mɪgræni/ նուռ
a strawberry /'strɔ:beri/ ելակ
an apricot /'æprɪkə:t/ ծիրան
fruit /fru:t/ միրգ
many /'meni/ շատ
some /sʌm/ մի քանի

Unit 6.2 Vegetables

Բանջարեղեն

a carrot /'kærət/ գազար
a cucumber /'kju:kʌmbər/ վարունգ
a garlic /'gɑ:rlɪk/ սխտոր
a pepper /'pepər/ բիրբար
a potato /pə'tetəʊ/ կարտոֆիլ
a pumpkin /'pʌmpkɪn/ դդում
a tomato /tə'metəʊ/ լոլիկ
an onion /'ʌnjən/ սոխ
any /'eni/ որևէ
bean /bi:n/ լոբի
broccoli /'brɑ:kəli/ բրոկոլի
corn /kɔ:rn/ եգիպտացորեն
to grow /grəʊ/ աճել
to pick /pɪk/ քաղել

Unit 6.3 Healthy Diet

Առողջ սննդակարգ

a pineapple /'paɪnæpl/ արքայախնձոր
butter /'bʌtər/ կարագ
donut /'dəʊnʌt/ դոնաթ, պոնչիկ
ham /hæm/ խոզապուխտ
healthy /'helθi/ առողջ
lollipop /'lɑ:lɪpɑ:p/ սառնաշաքար

oil /ɔɪl/ ձեթ
peanut /'pi:nʌt/ զետնանուշ
salt /sɔ:lt/ աղ
sour cream /,saʊər 'kri:m/ թթվասեր
to add /æd/ ավելացնել
to boil /bɔɪl/ եռացնել
to cut /kʌt/ կտրատել
to fry /fraɪ/ տապակել
to mix /mɪks/ խառնել
unhealthy /ʌn'helθi/ անառողջ
Unit 6.4 Many Apples, A lot of Water

Ծառ խնձոր, շատ ջուր

a spoonful /'spu:nfʊl/ մի գդալի չափ
much /mʌtʃ/ շատ
sugar /'ʃʊɡər/ շաքարավազ
yucky /'jʌki/ անհամ

Unit 6.5 In the kitchen

Խոհանոցում

a bowl /bɔ:l/ խորը աման
a fork /fɔ:rk/ պատառաքաղ
a fridge /frɪdʒ/ սառնարան
a knife /naɪf/ դանակ
a microwave /'maɪkrəweɪv/ միկրոալիքային վառարան
a pan /pæn/ թավա
a plate /pleɪt/ ափսե
a pot /pɒt/ կաթսա
a sink /sɪŋk/ լվացարանակոնք
a spoon /spu:n/ գդալ
a stove /stəʊv/ գազօջախ
a towel /'taʊəl/ սրբիչ

Unit 6.6 My Healthy Lifestyle

Առողջ ապրելակերպ

pancake /'pæŋkeɪk/ նրբաբլիթ
recipe /'resəpi/ բաղադրատոմս
regularly /'regjələri/ կանոնավոր

Unit 6.7 My meals

Իմ նախաճաշը, ճաշն ու

ընթրիքը

a breakfast /'brekfəst/ նախաճաշ
a dinner /'dɪnər/ ընթրիք
a lunch /lʌntʃ/ լանչ, ճաշ
a salad /'sæləd/ աղցան
a sandwich /'sænwɪtʃ/ սենդվիչ
bread /bred/ հաց

Unit 6.8 At the Farmer's market

Գյուղատնտեսական

շուկայում

eighty /'eɪti/ ութսուն
fifty /'fɪfti/ հիսուն
forty /'fɔ:rti/ քառասուն
hundred /'hʌndrəd/ հարյուր
ninety /'naɪnti/ իննսուն
seventy /'sevnti/ յոթանասուն
sixty /'sɪksti/ վաթսուն
thirty /'θɜ:rti/ երեսուն

Retrieved from: www.oxfordlearnersdictionaries.com/definition/american_english

UNITS 4-6

PROGRESS CHECK

Listening

Activity 1

🔊 Look at the pictures. Listen and write the words in your copybook.



1



2



3



4

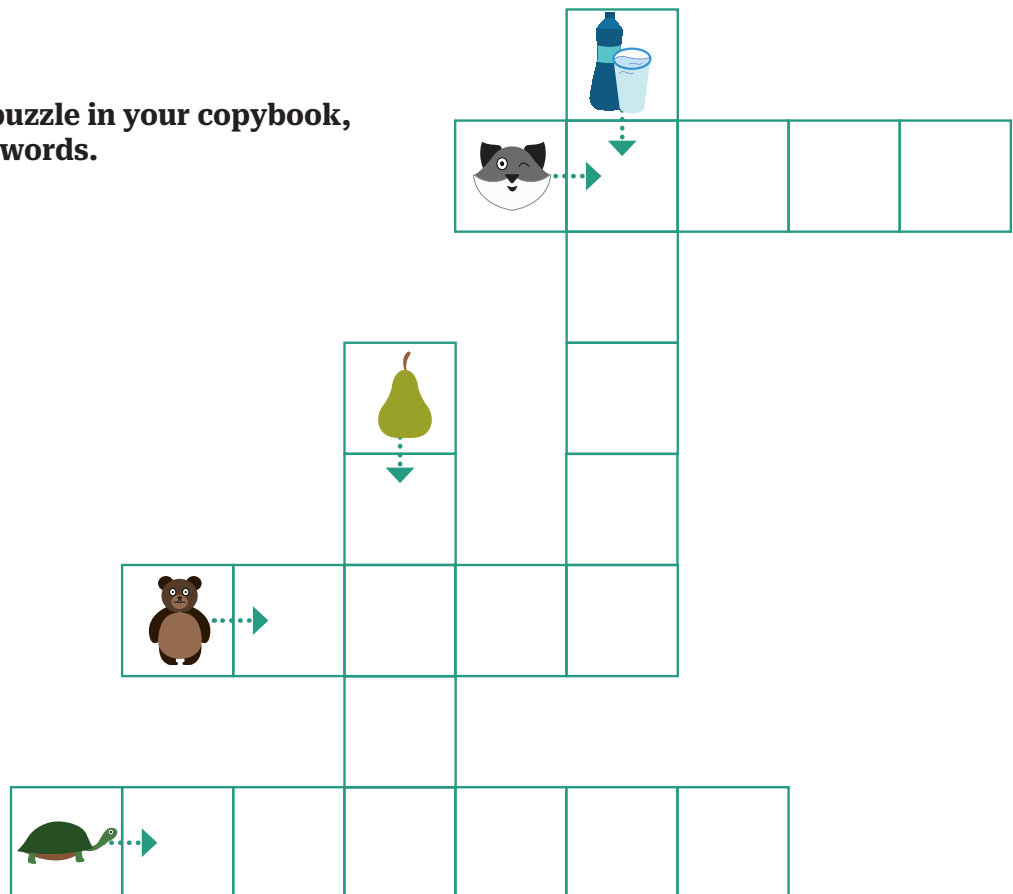


5

Vocabulary

Activity 2

Draw the crossword puzzle in your copybook, solve it, and read the words.



Activity 3

Look at the pictures. Write the complete words with **y, q, z, w, x** in your copybook.

Example:

water



_ero



_atch



fo _



_ueen



_ebra



_uiet

Reading

Activity 4

Read and write the correct option in your copybook.

1

The white whale swims in the sea.



a



b

2

A tiger is faster than a turtle.



a



b

3

Rosie sets the table.



a



b

4

Mario likes eating cabbage.



a



b

5

There are two carpets on the floor.



a



b

Activity 5

Read the text and use the picture code.



= uncle



= zoo



=horse






= bear



=giraffe

Nare's  takes Nare and her cousin to the . They want to see the , but the  is eating.

They want to see the , but the  is sleeping. They want to feed the  and they give him a carrot.

Grammar

Activity 6

Look at the pictures and in your copybook, write the missing words: **this/that/these/those**.

Example:

that box



this bear



1

_____ cake



2

_____ books



3

_____ yogurt



4

_____ wolves



5

_____ lamp



6

_____ girl



Activity 7

Look at the pictures and in your copybook, write the sentences about the animals using the words in the parenthesis.

Example:



(big)

The turtle is bigger than the mouse.

1

(tall)



2

(fast)



3

(slow)



4

(short)



5

(small)



6

(big)



Activity 8

Write the correct sentences in your copybook.

1. I/milk/drink/much/don't.
2. hates/Teo/broccoli/eating.
3. walking/likes/Mr. Wright.
4. pears/wouldn't/Rosie/like.
5. the/are/trees/many/in/There/garden/apple.

Speaking

Activity 9

Read the sentences and in your copybook, number them in the correct order.

- ___ I would like a glass of milk.
- 1** Hello Jack!
- ___ Would you like anything to drink?
- ___ Sorry, we don't have any milk.
- ___ No, thank you.
- ___ Would you like anything else?
- ___ Hello Ming!



Activity 10

In pairs, make a conversation similar to Activity 9.

Activity 11

In your copybook, write the missing word in the question. Then match the question with the answer.

How many

How much

do

What

Are

What

Example:

What would you like to have for lunch?

.....➡

.....➡ I would like to have pasta.

1. ___ is the apple?
2. ___ you have a pet?
3. ___ there any carpets in your room?
4. ___ oranges are in the box?
5. ___ color are the walls in your room?

The walls in my room are pink.
Yes, there is a big carpet in my room.
There are 5 oranges in the box.
The apple is 500 drams.
Yes, I have a dog.



Activity 12

In pairs, ask and answer the questions in Activity 11.

Activity 13

Read the sentences and write the correct word in your copybook.

- | | |
|---|--|
| 1. It is a room in your house.
In this room you sleep.
In this room you play.
In this room you do homework.
_____ | 2. It is an animal.
It is yellow.
It has a long neck.
It has small ears.
_____ |
| 3. It is food.
It is healthy.
It grows on trees.
_____ | It is orange and sweet.
There are many of them in Armenia.
_____ |

Activity 14

Make your own riddle similar to Activity 13.

Activity 15

Listen, read, and practice.



Teo, do you live in a house or an apartment?

I live in a house. What about you, Ming?

I live in a house. What about you, Nare?

I live in an apartment.



Teo, what is your favorite animal? What does it like doing? What does it eat?

My favorite animal is a tiger. Tigers like swimming. They eat meat.

Nare, what about you?

My favorite animal is an elephant. Elephants like sleeping. They eat plants.



Activity 16

In groups, make a conversation similar to Activity 15.

Unit 4: Self Assessment

I can ...


- a. identify different rooms in the house
- b. talk about my room
- c. talk about house chores
- d. talk about my things using this/that/these/those
- e. name, read, and write the letters W,X,Y,Z,Q



Unit 5: Self Assessment

I can ...


- a. name different wild animals and body parts
- b. compare animals by how they look and what they do
- c. talk about my pet, what my pet loves, likes and hates
- d. use the superlative form of the adjectives
- e. talk about farm animals
- f. talk and write about my favorite animal



Unit 6: Self Assessment

I can ...

- a. name different fruits and ask/answer questions using 'How many...?'
- b. name vegetables and talk about growing them in the garden
- c. talk about types of food and a healthy diet, healthy lifestyle
- d. talk more about food items using many and a lot of
- e. talk about cooking and eating in the kitchen
- f. talk and write about my favorite animal
- g. talk about my meals using 'I would like.../I wouldn't like ...'
- h. talk about shopping using numbers



CONTENTS

	VOCABULARY	GRAMMAR	PHONICS
UNIT 4: At Home Unit 4.1: My House Unit 4.2: My Room Unit 4.3: Letters W and X Unit 4.4: House Chores Unit 4.5: Letter Y Unit 4.6 This/ That/ These/Those Unit 4.7: Letters Q and Z Unit 4.8 Three Little Pigs	Rooms Things in the room House chores	There is.../ There are... This/ that/ these/those	W, X, Y, Q, Z
UNIT 4 REVIEW			
UNIT 5: Animals Unit 5.1: Wild Animals Unit 5.2: Bigger and Smaller Unit 5.3: My Pet Unit 5.4: Who Is the Biggest? Unit 5.5: Body Parts Unit 5.6: My Pet's Likes & Dislikes Unit 5.7: Farm Animals Unit 5.8: My Favorite Animal	Wild animals, farm animals, pets, body parts	Comparative and superlatives Object pronouns Verb+ing like/love/hate	
UNIT 5 REVIEW			
UNIT 6: Food and Drinks Unit 6.1 Fruits Unit 6.2: Vegetables Unit 6.3: Healthy Diet Unit 6.4: Many Apples, A Lot of Water Unit 6.5: In the Kitchen Unit 6.6: My Healthy Lifestyle Unit 6.7: My Meals Unit 6.8 At the Farmer's Market	Fruits, vegetables, types of food, At the table, in the kitchen, meals	Countable and uncountable nouns Some/any How much/ many? I'd like	
UNIT 6 REVIEW			
Progress Check UNITS 4-6			
Self Assessment UNITS 4-6			

SKILLS	VALUE AND CULTURE	PAGES
Listening: Naming rooms, chores, house parts. Speaking: Asking and answering questions about your house, room. Reading: Syllables, words, sentences, and short passages Writing: Practice writing the letters.	Taking care of your house and your room.	3
		30
Listening: Naming pets, wild and farm animals, animal body parts. Speaking: Asking and answering questions about your pet, your favorite animal. Reading: Syllables, words, sentences, and short passages Writing: Practice writing about a pet.	The importance of being kind to animals.	34
		62
Listening: Naming fruits, vegetables, types of food. Speaking: Asking and answering questions about the number of food, healthy diet and lifestyle. Reading: Syllables, words, sentences, and short passages Writing: Practice writing about your diet. Practice writing a healthy recipe.	The importance of a healthy lifestyle.	66
		99
		103
		109

REFERENCES

- The Beatles- Yellow Submarine, 1969.
- Three Little Pigs, retold by Flora Annie Steel, 1922. The Three Little Pigs (americanliterature.com)
- Elephant Dance Song, Maple leaf learning, 2020. https://youtu.be/u_MaD54TAqk?feature=shared
- It's bigger than a mouse <https://learnenglishkids.britishcouncil.org/grammar-vocabulary/grammar-chants/its-bigger-mouse>
- Kristen Dembaremba "The boy who only ate pancakes" The Boy Who Only Ate Pancakes | Bedtime Stories (story-berries.com)
- The table song for children by Your kids studio, 2020.

